

Synthesis and Reactivity of 2-Aminochromone-3-carboxaldehydes towards Nucleophilic Reagents

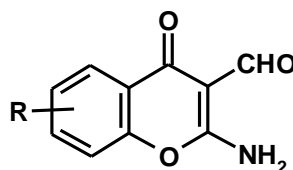
Magdy A. Ibrahim*, Nasser M. El-Gohary, Shima Badran and Salsabeel H. Hashiem

Department of Chemistry, Faculty of Education, Ain Shams University, Roxy 11711, Cairo, Egypt.

Received: 5 Sep. 2016, Revised: 22 Nov. 2016, Accepted: 25 Nov. 2016.

Published online: 1 Jan. 2017.

Abstract: The present review covers the methods developed for the synthesis and reactions of 2-aminochromone-3-carboxaldehydes. The chemical reactivity of 2-aminochromone-3-carboxaldehydes was summarized towards a variety of acyclic and cyclic active methylene compounds, in addition to a diversity of nitrogen nucleophiles.



Keywords: 2-Aminochromone-3-carboxaldehydes, chromeno[2,3-*b*]pyridines, annulated chromones, carbon nucleophiles.

1 Introduction

Chromones constitute one of the major classes of naturally occurring compounds [1], and they are useful as biologically active agents [2-6]. The chromone moiety is an essential pharmacophore of a large number of bioactive molecules [7-9]. The biological activity of chromone derivatives includes cytotoxic (anticancer) [10-13], neuroprotective [14,15], HIV-inhibitory [16,17], antimicrobial [18-20], antifungal [21], anti-inflammatory [22], antiplatelet [23], antidiabetics [24], antitumor [25], antiviral [6], and antioxidant activity [26]. Also, chromones possess a broad diversity in treatment of ulcers [27], and schizophrenia [28]. Due to their abundance in plants and their low mammalian toxicity, chromone derivatives are present in large amounts in the diet of humans [29,30].

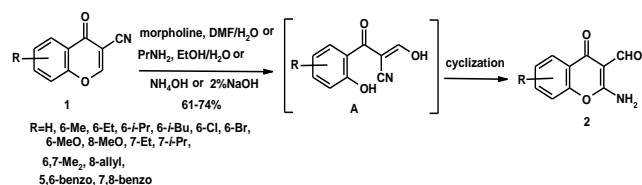
3-Substituted chromones are very active substrates toward nucleophilic reagents [31]. Among the 3-functionalized chromones, their 3-formyl derivatives are widely used in heterocyclic synthesis. Several reviews in the chemistry of 3-formylchromones are published [32-37].

The present review covers the methods developed for the synthesis and reactions of 2-aminochromone-3-carboxaldehydes. The chemical reactivity of 2-aminochromone-3-carboxaldehydes was summarized

towards a variety of acyclic and cyclic active methylene compounds, in addition to a diversity of nitrogen nucleophiles.

2 Synthesis of 2-aminochromone-3-carboxaldehydes

Chromone-3-carboxaldehydes were used to synthesis a variety of 2-aminochromone-3-carboxaldehydes through their conversion into corresponding oximes or carbonitriles. Chromone-3-carbonitriles **1** are the most important substrate for the synthesis of 2-aminochromone-3-carboxaldehydes **2** through their reactions with a variety of nucleophilic reagents.



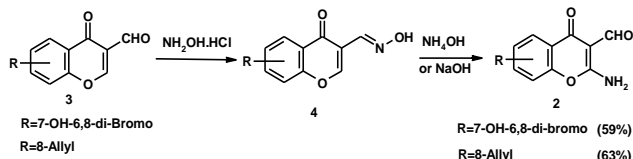
Scheme 1

2-Aminochromone-3-carboxaldehydes **2** were efficiently synthesized from heating carbonitriles **1** with morpholine in

* Corresponding author E-mail: magdy_ahmed1977@yahoo.com

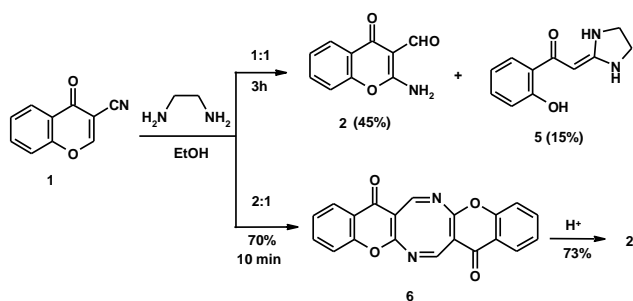
an aqueous DMF [38] or with *n*-propylamine in an aqueous ethanol [39] or with concentrated ammonia [40] or with aqueous sodium hydroxide solution [41], *via* the non-soluble intermediate **A** (Scheme 1).

Also, treatment of chromone-3-carboxaldehyd-oximes **4** [which was obtained from reaction between 3-formylchromones and hydroxylamine] in ethanol with ammonium hydroxide [42] or sodium hydroxide solution [43] produced 2-amino-3-formylchromone **2** (Scheme 2).



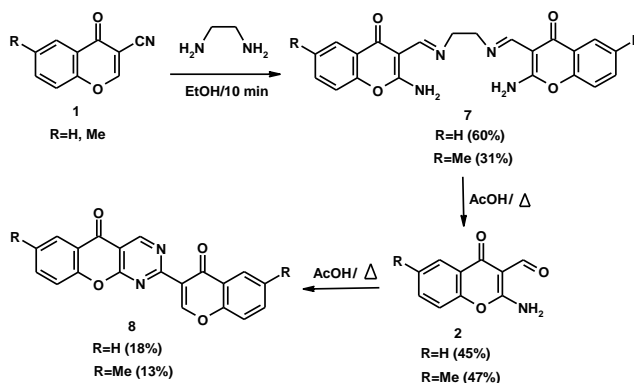
Scheme 2

2-Amino-3-formylchromone **2** was synthesized together with 1-(2-hydroxyphenyl)-2-imidazolidylidene)ethanone (**5**) from the reaction of carbonitrile **1** with ethylenediamine in boiling ethanol [3 h in 1:1 molar ratio] (Ghosh and Tewari) [39] (Scheme 3). While, Ghosh *et al.*, [44] postulated the formation of *bis*-chromeno[2,3-*b*:2',3'-*f*][1,5] diazocine (**6**) when the reaction was carried in boiling ethanol for 10 min in 2:1 molar ratio, in this reaction ethylenediamine, as aliphatic amine, induced self-condensation of carbonitrile **1**. Hydrolysis of compound **6** under acidic conditions afforded compound **2** (Scheme 3).



Scheme 3

The previous reaction was next studied by Sosnovskikh *et al* [45] and isolate *N,N*-ethylene-*bis*(2-amino-3-iminomethylchromones) **7**, when the reaction was performed in boiling ethanol for 10 min in 1:1 molar ratio. Depending on the time of refluxing in acetic acid, the later compound gave either 2-amino-3-formylchromones **2** or the products of their dimerization, 2-(chromen-3-yl)-5*H*-chromeno[2,3-*d*]pyrimidin-5-ones **8** (Scheme 4) [45].



Scheme 4

3 Reactions of 2-amino-3-formylchromones

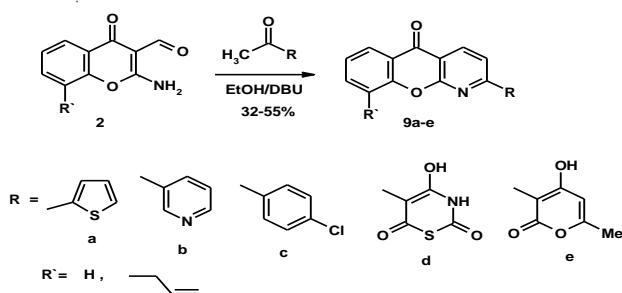
3.1 Reactions with carbon nucleophiles

2-Amino-3-formylchromones are good precursors for the synthesis of a variety of annulated chromones *via* Friedländer condensation reaction. Friedländer synthesis involves a condensation followed by cyclodehydration between an aromatic *ortho*-amino aldehyde or ketone and an aldehyde or ketone bearing α -methyl/ α -methylene groups [46]. Also, Friedländer hetero-annulation reaction is highly efficient, simple and green solvent-free protocol for the preparation of poly-substituted quinolines in the presence of silica-supported P₂O₅ (P₂O₅/SiO₂) [Green Chemistry] [47]. Moreover, ionic liquid-promoted regioselective Friedländer hetero-annulation reaction by using 1-butylimidazolium tetrafluoroborate [Hbim]BF₄ was reported, where the ionic liquid acts as promoter for this regioselective synthesis can be recycled [48]. The Friedländer condensation reaction of 2-amino-3-formylchromones with a variety of acyclic and cyclic carbon nucleophilic reagents is discussed below.

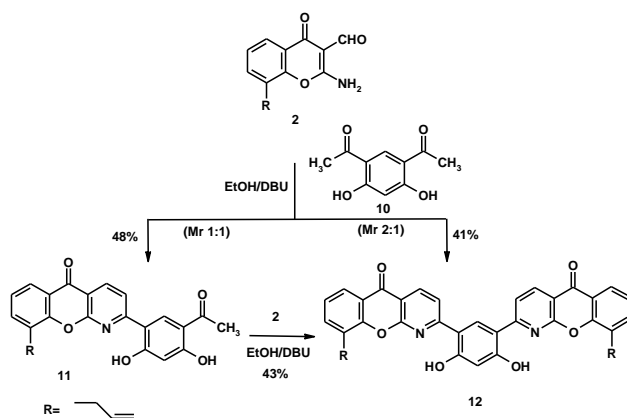
3.1.1 Reactions with active methyl and acyclic methylene compounds

Friedländer reaction of 2-amino-3-formylchromones **2** with a diversity of active methyl compounds namely; 2-acetylthiophene, 3-acetylpyridine, 4-chloroacetophenone, 5-acetyl-4-hydroxy-3*H*-1,3-thiazine-2,6-dione and 3-acetyl-4-hydroxy-6-methyl-2*H*-pyran-2-one under reflux in absolute ethanol containing few drops of 1,8-diazabicyclo[5.4.0]undec-7-ene (DBU) as a basic catalyst, afforded chromeno[2,3-*b*]pyridine derivatives **9a-e** in good yields [32%-55%] (Scheme 5) [49,50].

Treatment of *o*-aminoaldehyde **2** with 4,6-diacetylresorcinol in 1:1 and 2:1 molar ratios gave chromeno[2,3-*b*]pyridines **11** and **12**, respectively. *Bis*(chromenopyridin-2-yl)resorcinol **12** was also obtained authentically from the reaction of compound **11** with aldehyde **2** under the same Friedländer reaction conditions (Scheme 6) [50].

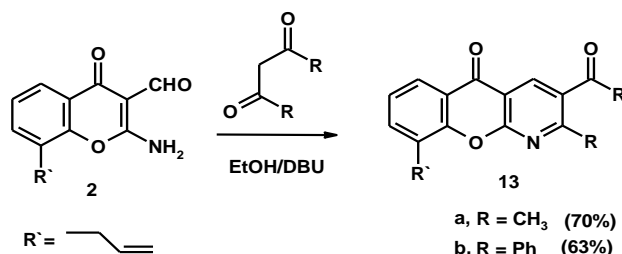


Scheme 5



Scheme 6

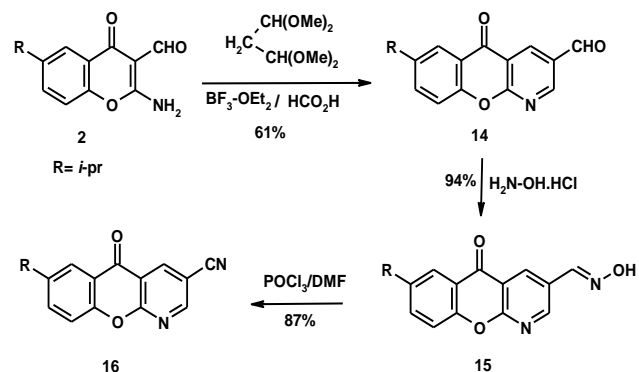
Cyclocondensation of 2-amino-3-formylchromones **2** with acetylacetone and dibenzoylmethane, in boiling ethanol containing DBU, produced 5-oxo-5*H*-chromeno[2,3-*b*]pyridines **13a** and **13b**, respectively (Scheme 7) [50].



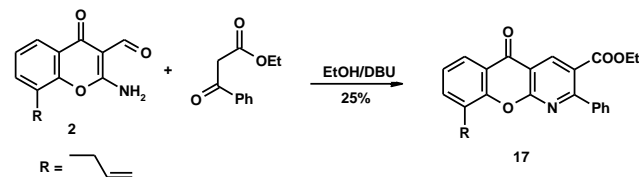
Scheme 7

Reaction of *o*-aminoaldehyde **2** with malonaldehyde *bis*(dimethylacetal) in the presence of formic acid containing boron trifluoride etherate gave 7-isopropyl-5-oxo-5*H*-[1]chromeno[2,3-*b*]pyridine-3-carboxaldehyde (**14**) (Scheme 8). Reaction of carboxaldehyde **14** with hydroxylamine hydrochloride afforded the corresponding oxime **15** which upon dehydrated, using POCl_3 in DMF at room temperature, gave the corresponding carbonitrile **16** (Scheme 8) [51].

Refluxing *o*-aminoaldehyde **2** with ethyl benzoylacetate as unsymmetrical β -ketoester in boiling ethanol containing DBU afforded heteroannulated chromones, ethyl 9-allyl-2-phenyl-5-oxo-5*H*-chromeno[2,3-*b*]pyridine-3-carboxylate (**17**) (Scheme 9) [40]

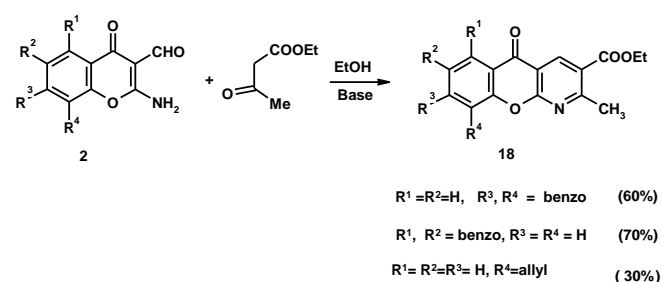


Scheme 8



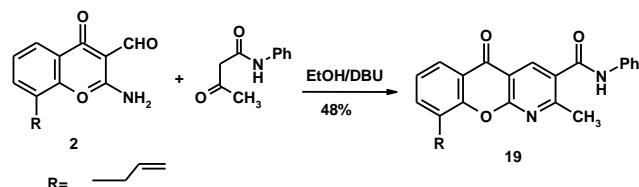
Scheme 9

In the same manner, reaction of *o*-aminoaldehydes **2** with ethyl acetoacetate in boiling ethanol under basic conditions afforded heteroannulated chromones, ethyl 2-methyl-5-oxo-5*H*-chromeno[2,3-*b*]pyridine-3-carboxylates **18** (Scheme 10) [40,52]



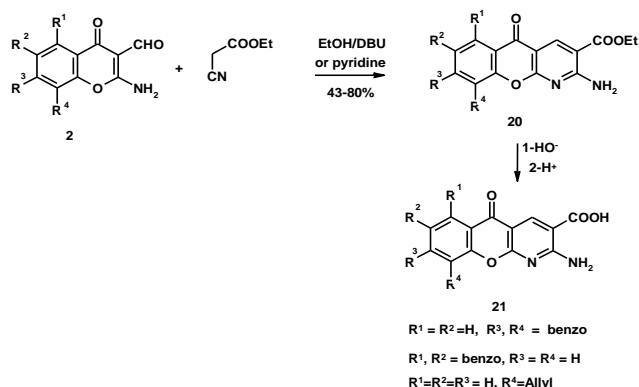
Scheme 10

Heating *o*-aminoaldehyde **2** with acetoacetanilide, in EtOH/DBU gave 9-allyl-2-methyl-5-oxo-*N*-phenyl-5*H*-chromeno[2,3-*b*]pyridine-3-carboxamides (**19**) (Scheme 11) [50].



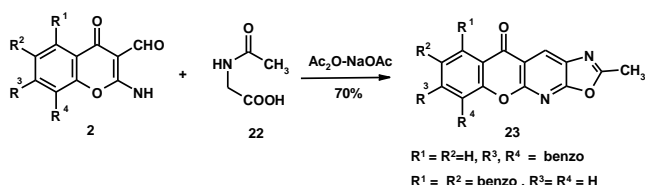
Scheme 11

The reaction of *o*-aminoaldehydes **2** with ethyl cyanoacetate produced ethyl chromeno pyridine-3-carboxylates **20**. Hydrolysis of the amino esters **20** in ethanolic sodium hydroxide solution afforded *o*-amino acids **21** in good yield (Scheme 12) [40,52]



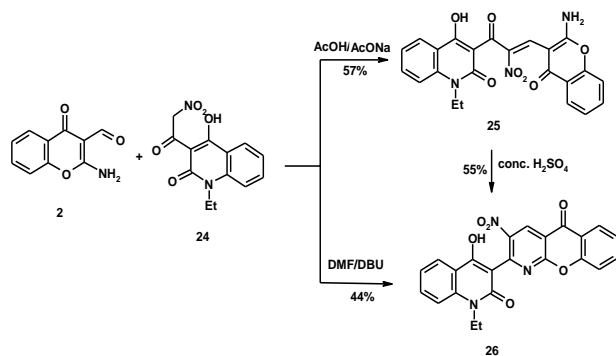
Scheme 12

Refluxing *o*-aminoaldehyde **2** with acetyl glycine (**22**) in acetic anhydride in fused sodium acetate, afforded the oxazolochromenopyridine derivatives **23** (Scheme 13) [52].



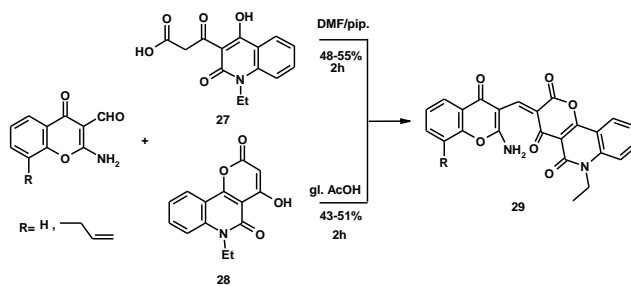
Scheme 13

Treatment of 2-amino-3-formylchromone (**2**) with 1-ethyl-4-hydroxy-3-nitroacetylquinolin-2(1*H*)-one (**24**), in glacial acetic acid containing freshly fused sodium acetate gave 3-[3-(2-amino-4-oxo-4*H*-chromen-3-yl)-2-nitroprop-2-enoyl]-1-ethyl-4-hydroxyquinolin-2(1*H*)-one (**25**). When the latter reaction took place in boiling DMF containing few drops of DBU as a basic catalyst afforded the Friedländer condensation product identified as 2-(1-ethyl-4-hydroxy-2-oxo-1,2-dihydroquinolin-3-yl)-3-nitro-5*H*-chromeno[2,3-*b*]pyridin-5-one (**26**). The latter compound was obtained authentically *via* stirring of compound **25** in concentrated sulfuric acid (Scheme 14) [53].



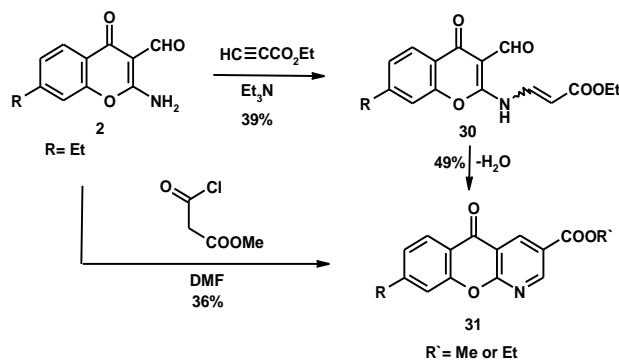
Scheme 14

Treatment of 2-aminochromone-3-carboxaldehydes **2** with β -keto acid **27** and/or pyranoquinoline **28** in boiling DMF containing few drops of piperidine as a catalyst afforded pyranoquinoline derivatives **29** bearing 2-amino-chromonylmethylidene moiety (Scheme 15) [54].



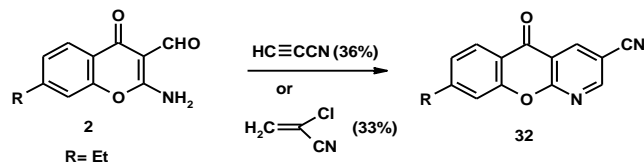
Scheme 15

The reaction of 2-aminochromone-3-carboxaldehyde **2** with ethyl propiolate in DMF containing triethylamine (TEA) initially afforded aminoacrylate **30** which was converted, by further heating, to ethyl 5-oxo-5*H*-[1]chromeno[2,3-*b*]pyridine-3-carboxylate (**31**) ($\text{R} = \text{Et}$). On the other hand, compound **31** ($\text{R} = \text{Me}$) was obtained directly from the reaction of compound **2** with methyl malonyl chloride in DMF (Scheme 16) [51].



Scheme 16

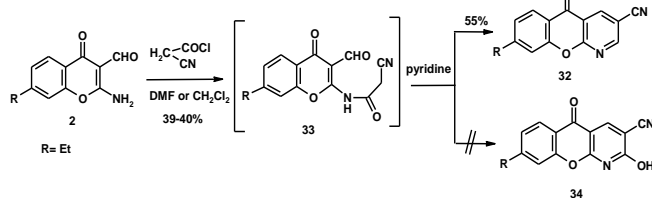
Treating 2-amino-7-ethyl-3-formylchromone (**2**) with cyanoacetylene, gave ethyl-5-oxo-5*H*-[1]chromeno[2,3-*b*]pyridine-3-carbonitrile (**32**). However, because cyanoacetylene has several undesirable properties, i.e., sublimation at low temperature, instability and pungent odor. α -Chloroacrylonitrile reacted with *o*-aminoaldehyde **2** in the presence of trimethylamine and gave the same product **32**. Treating 2-amino-3-formylchromone **2** with cyanoacetyl chloride in DMF afforded the same product **32** (Scheme 17) [51].



Scheme 17

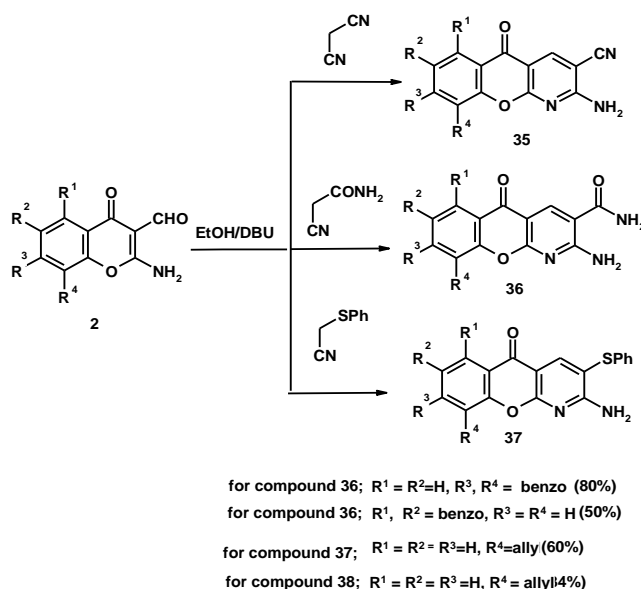
Condensation of 2-amino-7-ethyl-3-formylchromone (**2**) with cyanoacetyl chloride in DMF or dichloromethane did not give the expected cyanoacetamide intermediate **33** or its cyclized product 2-hydroxy-3-cyanochromenopyridine derivative **34**, but gave the final product was identified as 5-oxo-5*H*-[1]chromeno[2,3-*b*]pyridine-3-carbonitrile **32**

(Scheme 18) [51].



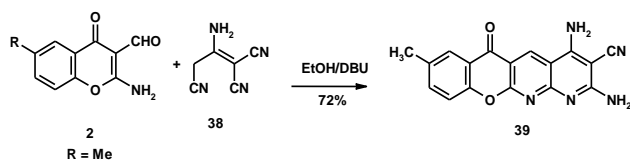
Scheme 18

Reaction of 2-aminochromone-3-carboxaldehyde **2** with active methylene compounds containing cyano group adjacent to methylene group ($-\text{CH}_2\text{CN}$) namely: malononitrile, cyanoacetamide, and phenylthioacetone in absolute ethanol containing few drops of DBU afforded 2-amino-5-oxo-5H-chromeno[2,3-*b*]pyridines **35-37**, respectively, through condensation followed by cyclo-addition reactions (Scheme 19) [40,52].



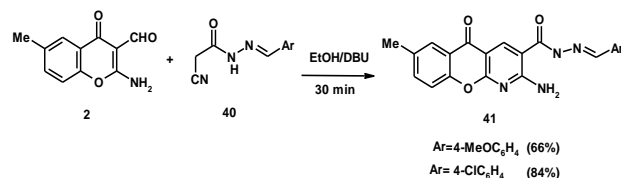
Scheme 19

Condensation reaction of 2-amino-6-methylchromone-3-carboxaldehyde (**2**) with malononitrile dimer **38** in boiling ethanol containing few drops of DBU afforded 2,4-diamino-8-methyl-6-oxo-6H-chromeno[2,3-*b*][1,8]naphthyridine-3-carbonitrile (**39**) (Scheme 20) [55].



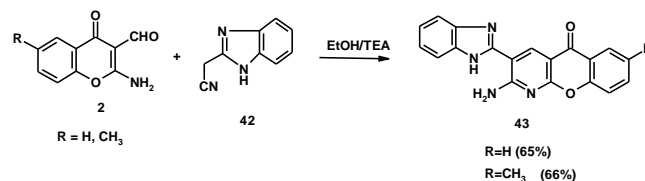
Scheme 20

Condensation reaction of 2-amino-6-methylchromone-3-carboxaldehyde (**2**) with *N*[(4-methoxy/chlorophenyl)methylidene]-2-cyanoacetohydrazide **40** afforded 2-amino-[(4-methoxy/chlorophenyl)methylidene]-7-methyl-5-oxo-5H-chromeno[2,3-*b*]pyridine-3-carbohydrazides **41** (Scheme 21) [55,56]



Scheme 21

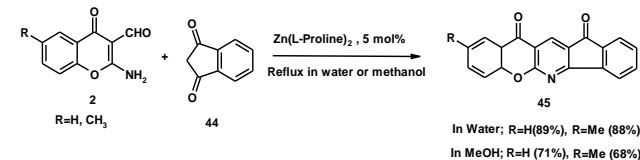
The reaction of 2-amino-3-formylchromones **2** with 1*H*-benzimidazol-2-ylacetone nitrile (**42**), in boiling ethanol containing few drops of TEA, produced 2-amino-3-(1*H*-benzimidazol-2-yl)-7-methyl-5H-chromeno[2,3-*b*]pyridin-5-one (**43**) (Scheme 22) [57]



Scheme 22

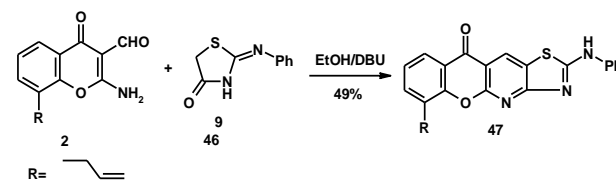
3.1.2 Reactions with cyclic methylene compounds

A facile and green synthetic route to new chromeno[2,3-*b*]pyridines in excellent yield via Friedländer condensation has been developed by the reaction of 2-amino-3-formylchromones **2** and cyclic active methylene compounds such as indandione **44** in the presence of $\text{Zn}(\text{L-proline})_2$ as an efficient, stable and inexpensive Lewis acid catalyst in water, producing 4-oxo-4*H*-1-chromeno[2,3-*b*]indeno[2,3-*e*]pyridines (**45**) (Scheme 23) [58].



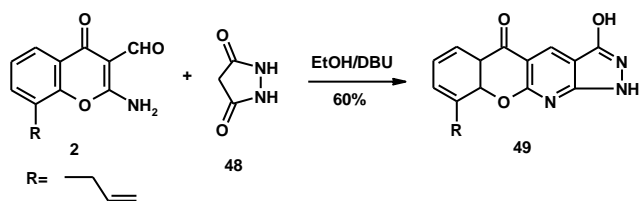
Scheme 23

Refluxing *o*-aminoaldehyde **2** with 2-phenylimino-1,3-thiazolidin-4-one (**46**) in absolute ethanol containing DBU gave 2-anilino-chromeno[2,3-*b*][1,3]thiazolo[5,4-*e*]pyridin-5-one (**47**) (Scheme 24) [50].



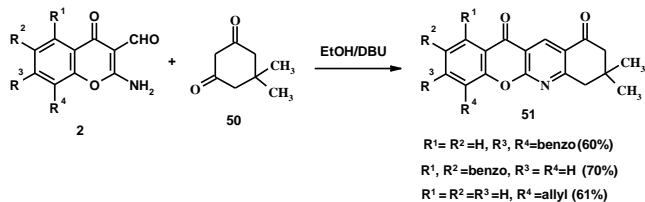
Scheme 24

Cyclic α -methylene ketones and cyclic 1,3-diketones also undergo smooth and efficient Friedländer reaction with compound **2** yielding heteroannulated chromenes. Thus, refluxing *o*-aminoaldehydes **2** with pyrazolidine-3,5-dione (**48**) in ethanol containing DBU produced 3-hydroxy chromeno[4,3-*b*]pyrazolo[4,3-*e*]pyridine-5(1*H*)one (**49**) (Scheme 25) [50].



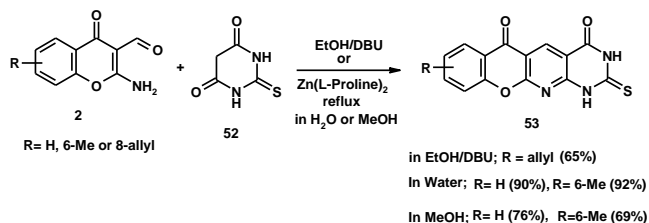
Scheme 25

Condensation of 2-amino-3-formylchromones **2** with 5,5-dimethylcyclohexane-1,3-dione (dimedone) (**50**) produced annulated chromeno[2,3-*b*]quinolinediones **51** (Scheme 26) [50,52,59].



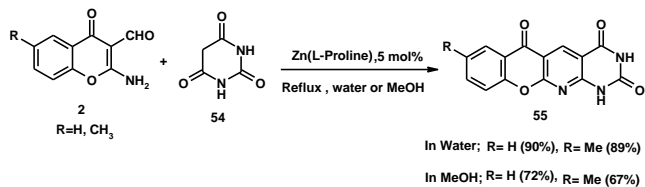
Scheme 26

The Friedlander condensation reaction of *o*-amino aldehydes **2** with thiobarbituric acid (**52**) in ethanol and DBU furnished 2-thioxo-4*H*-chromeno[2',3:2,3]pyrido[5,6-*d*]pyrimidine-2,4,6-triones **53**, [50] this reaction occurring in presence of Zn(L-proline)₂ and gave the same product (Scheme 27) [58].



Scheme 27

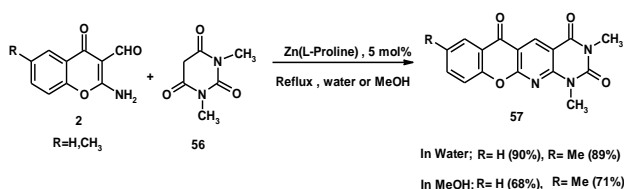
Treatment of *o*-aminoaldehydes **2** with barbituric acid (**54**) in the presence of Zn (L-proline)₂ gave chromeno[2',3:2,3]pyrido[5,6-*d*]pyrimidine-2,4,6-triones **55** (Scheme 28) [58].



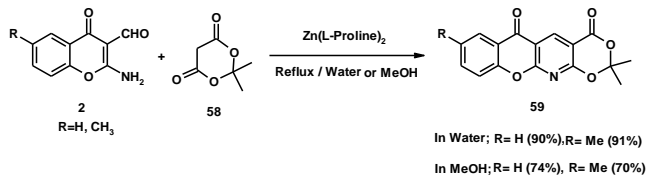
Scheme 28

Condensation of *o*-aminoaldehydes **2** with 1,3-*N,N*-dimethylbarbituric acid (**56**) afforded chromeno[2',3:2,3]pyrido[5,6-*d*]pyrimidine-2,4,6-triones (**57**) (Scheme 29) [58].

Cyclocondensation of 2-amino-3-formylchromones **2** with 2,2-dimethyl-1,3-dioxane-4,6-dione (**58**) afforded 2,2-dimethyl-1,3-dioxane-6-methylchromeno[2,3-*b*]quinoline-4,6 (4*H*,6*H*)-dione (**59**) (Scheme 30) [58].

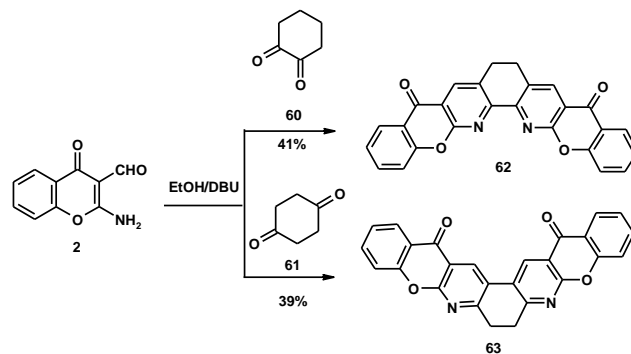


Scheme 29



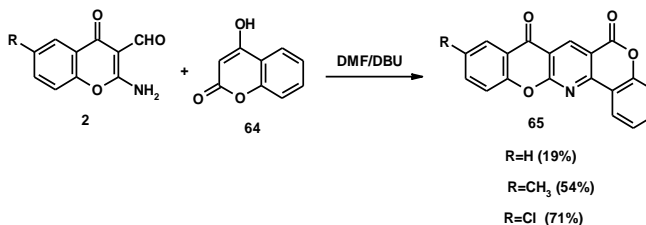
Scheme 30

Friedländer reaction of *o*-aminoaldehyde **2** with 1,2-cyclohexanedione (**60**) and 1,4-cyclohexanedione (**61**), in absolute ethanol and DBU, afforded the isomeric products, 7,8-dihydro-5*H*, 10*H*-bis[1]chromeno[2,3-*b*:3',2'-*J*][1,10]phenanthroline-5,10-dione (**62**) and 7,8-dihydro-15*H*,18*H*-bis[1]chromeno[3,2-*b*:2',3'-*J*][4,7]phenanthroline-15,18-dione (**63**), respectively (Scheme 31) [60].



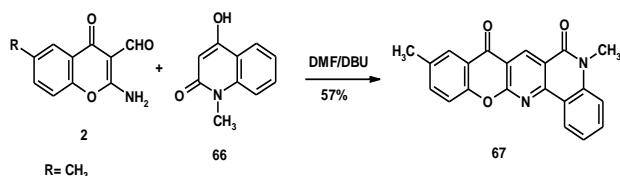
Scheme 31

2-Aminochromone-3-carboxaldehydes **2** were allowed to react with some heterocyclic enols. Thus, condensation of compound **2** with 4-hydroxycoumarin (**64**) in boiling DMF containing few drops of DBU afforded heteroannulated dichromeno[2,3-*b*:3',4'-*e*]pyridine-6,8-diones **65** (Scheme 32) [61,62, 63].



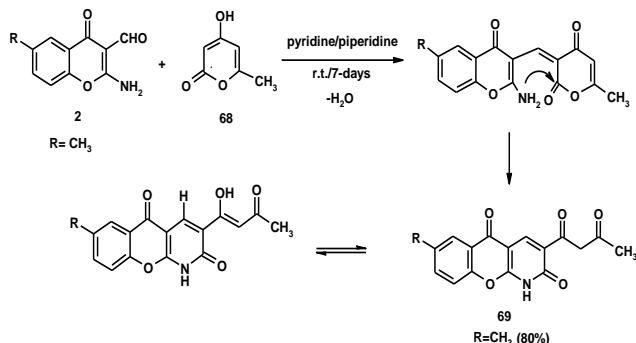
Scheme 32

Under the same reaction conditions, treatment of *o*-aminoaldehyde **2** with 4-hydroxy-1-methylquinolin-2(1*H*)-one (**66**) afforded 5,10-dimethyl-8*H*-benzo[*h*]chromeno[2,3-*b*][1,6]naphthyridine-6(5*H*)-8-dione (**67**) (Scheme 33) [62].



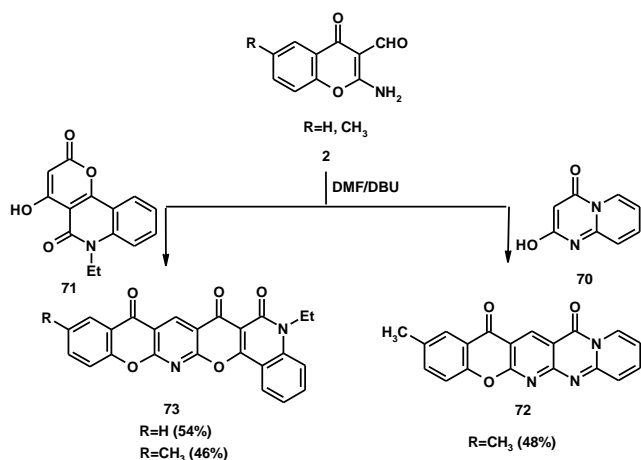
Scheme 33

Reaction of 2-amino-3-formylchromone **2** with 3-hydroxy-5-methylcyclohexa-2,4-dienone (**68**) gave 3-acetoacetyl-5-oxo-5H-[1]chromeno[3,2-e]pyridin-2-one (**69**) (Scheme 34) [63].



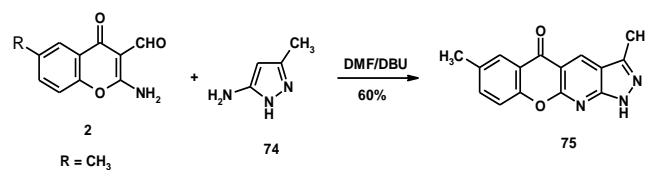
Scheme 34

Reaction of *o*-aminoaldehydes **2** with 2-hydroxy-4H-pyrido[1,2-*a*]pyrimidin-4-one (**70**) in refluxing DMF/DBU yielded the polyfused heterocyclic system; 2-methyl-13H,15H-chromeno[3'',2':5,6']dipyrido[1,2-*a*:2',3'-*d*]pyrimidine-13,15-dione (**72**). Interestingly, 6-ethyl-4-hydroxy-2H-pyrano[3,2-*c*]quinoline-2,5(6H)-dione (**71**), when reacted with compound **2** produced the heteroannulated chromone 5-ethyl-11-H/methyl-7H,9H-chromeno[3'',2':5,6']pyrido[3',2':5,6]pyrano[3,2-*c*]quinoline-6(5H),7,9-trione (**73**) (Scheme 35) [62,64].



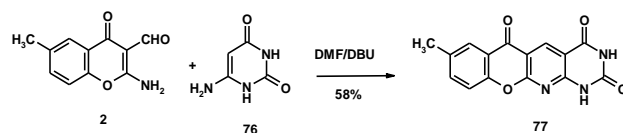
Scheme 35

The reactivity of compound **2** with some cyclic enamines was studied, thus treating *o*-amino aldehyde **2** with 5-amino-3-methyl-1H-pyrazole (**74**) in refluxing DMF/DBU resulted in 3,7-dimethylchromeno[2,3-*b*]pyrazolo[4,3-*e*]pyridin-5(1H)-one (**75**) (Scheme 36) [62].



Scheme 36

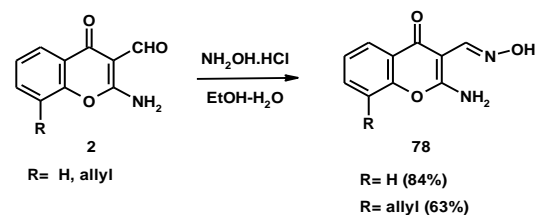
Refluxing *o*-aminoaldehyde **2** with 4(6)-aminouracil (**76**) in boiling DMF/DBU gave 8-methyl-6H-chromeno[3',2':5,6]pyrido[2,3-*d*]pyrimidine-2,4(1H,3H),6-trione (**77**) (Scheme 37) [62].



Scheme 37

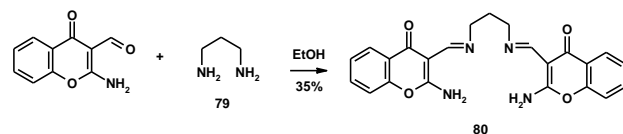
3.2 Reaction with nitrogen nucleophiles

Condensation of 2-amino-3-formylchromones **2** with hydroxylamine-hydrochloride in boiling ethanol afforded the corresponding oxime (**78**) (Scheme 38) [40,41]



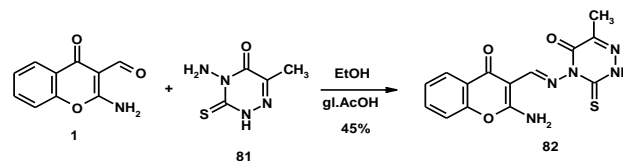
Scheme 38

The Schiff base **80** as a ligand was obtained from the condensation reaction of 2-amino-3-formylchromone (**2**) with 1,3-diaminopropane (**79**), in boiling ethanol (Scheme 39) [66].



Scheme 39

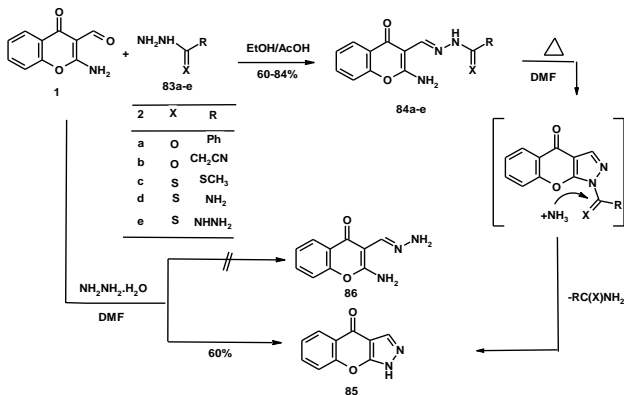
Condensing *o*-aminoaldehyde **2** with 4-amino-6-methyl-3-thioxo-3,4-dihydro-1,2,4-triazine-5(2H)-one (**81**), in EtOH/AcOH, afforded 4-[(2-amino-4-oxo-4H-chromen-3-yl)methylene]amino-6-methyl-3-thioxo-3,4-dihydro-1,2,4-triazin-5(2H)-one (**82**) (Scheme 40) [67].



Scheme 40

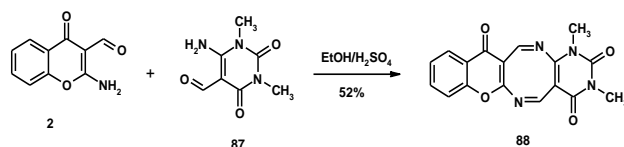
Condensation reaction of 2-amino-3-formylchromone (**2**) with some hydrazine derivatives **83a-e** namely

benzoylhydrazine, cyanoacetohydrazide, *S*-methylthio carbazate, thiosemicarbazide and thiocarbohydrazide in boiling ethanol containing catalytic amount of acetic acid gave the corresponding hydrazones **84a-e**. Refluxing compounds **3a-e** in DMF yielded one product in all cases, which was identified as chromeno[2,3-*c*]pyrazol-4(1*H*)-one (**85**) (Scheme 38). Alternatively, condensation of *o*-aminoaldehyde **2** with hydrazine hydrate in boiling DMF produced compound **85** and not the hydrazone **86**. Formation of **85** was explained *via* cyclization of hydrazones **84a-e** with loss of one molecule of ammonia, followed by cleavage of amido and thioamido groups in high boiling solvents (Scheme 41) [67,68].



Scheme 41

Double condensation of *o*-amino aldehyde **2** with another type of *o*-aminoaldehyde namely, 6-amino-1,3-dimethyluracil-5-carboxaldehyde (**87**), in boiling ethanol containing catalytic amount of concentrated sulfuric acid, yielded the diazocine derivative **88** (Scheme 42) [67].

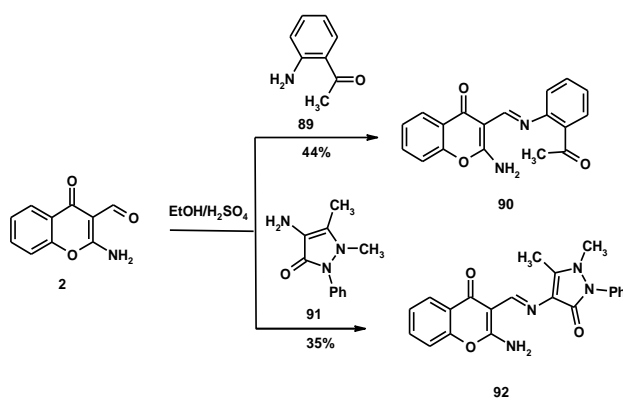


Scheme 42

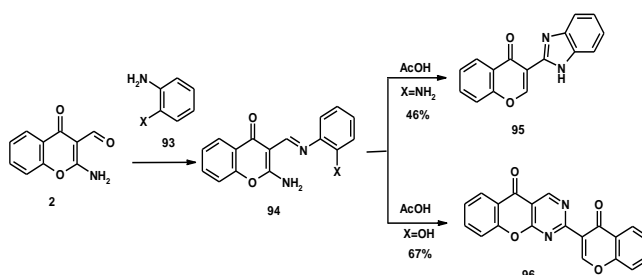
Under the same previous reaction conditions, condensation of *o*-aminoaldehyde **2** with 2-aminoacetophenone (**89**) and 4-aminoantipyrine (**91**) furnished 3-(((2-acetylphenyl)imino)methyl)-2-aminochromone (**90**) and pyrazolyliminomethylchromone (**92**) (Scheme 43) [67].

Condensation reaction of 2-amino-3-formylchromone (**2**) with *o*-phenylenediamine and *o*-aminophenol **93** in boiling ethanol produced the corresponding Schiff bases **94a,b**. Refluxing Schiff base **94a** in boiling acetic acid furnished benzimidazolylchromone **95**, while boiling Schiff base **94b** in acetic acid gave chromeno[2,3-*d*]pyrimidin-5-one **96** in 67% yield (Scheme 44) [69].

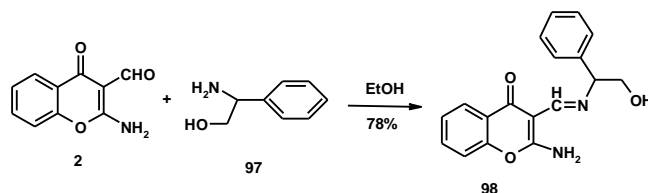
The Schiff base ligand **98** was obtained from the condensation reaction of 2-amino-3-formylchromone (**2**) with (R)-2-amino-2-phenylethanol (**97**) in ethanol as solvent in 1:1 stoichiometric ratio (Scheme 45) [70].



Scheme 43



Scheme 44



Scheme 45

4 Conclusion

2-Aminochromone-3-carboxaldehydes **2** represent a versatile substrate for the synthesis of a variety of heteroannulated chromones especially chromeno[2,3-*b*]pyridines and their related fused systems, *via* their reactions with a diversity of acyclic and cyclic active methyl and methylene compounds. In addition, 2-aminochromone-3-carboxaldehydes **2** used as a good synthone for a variety of Schiff bases and hydrazine ligands, which used for chelation with different metal ions leading to a diversity of metal complexes.

References

- [1] S. K. Jash and G. Brahmacharic, *J. Org. Biomol. Chem.*, 2013, **1**, 59-65.
- [2] R. S. Keri, S. Budagumpi, R. K. Pai, and R. G. Balakrishna, *Eur. J. Med. Chem.*, 2014, **78**, 340-357.
- [3] M. Singh, M. Kaur, and O. Silakari, *Eur. J. Med. Chem.*, 2014, **84**, 206-239.
- [4] M. Parveen, A. M. Malla, Z. Yaseen, A. Ali, and M. Alam, *J. Photochem. Photobio. B; Biology*, 2014, **130**, 179-186.
- [5] M. A. Ibrahim, M. A. Abd-Hamed and N. M. El-Gohary, *J.*

- Braz. Chem. Soc.*, 2011, **22**, 1130-1139.
- [6] R. Kaur, N. Taheam, A. K. Sharma, and R. Kharb, *Res. J. Pharmaceut., Bio. Chem. Sci.*, 2013, **4**, 76-79.
- [7] K. S. Marles, *Molecules*, 2012, **17**, 191-206.
- [8] J. A. Chemler, Y. Yan, E. Leonard, and M. A. Koffas, *Org. Lett.*, 2007, **9**, 1855-1858.
- [9] J. B. Harborne and C. A. Williams, *Photochem.*, 2000, **55**, 481-504.
- [10] S. Bhatnagar, S. Sahi, P. Kackar, S. Kaushik, M. K. Dave, A. Shukla, and A. Goel, *Bioorg. Med. Chem. Lett.*, 2010, **20**, 4945-4950.
- [11] L.-C. Lim, Y.-C. Kuo, and C.-J. Chou, *J. Nat. Prod.*, 2000, **63**, 627-630.
- [12] Y. Q. Shi, T. Fukai, H. Sakagami, W.-J. Chang, P.-Q. Yang, F.-P. Wang, and T. Nomura, *J. Nat. Prod.*, 2001, **64**, 181-188.
- [13] J. A. Beutler, E. Hamel, A. J. Vlietinck, A. Hamers, P. Rajan, J. N. Roitman, J. H. Cardellina,
- [14] and M. R. Boyd, *J. Med. Chem.*, 1988, **41**, 2333-2338.
- [15] R. Larget, B. Lockhart, P. Renard, and M. Largeton, *Bioorg. Med. Chem. Lett.*, 2000, **10**, 835-838.
- [16] J. S. Yoon, M. K. Lee, S. H. Sung, and Y. C. Kim, *J. Nat. Prod.*, 2006, **96**, 290-298.
- [17] A. Groweiss, J. H. Cardellina, and M. R. Boyd, *J. Nat. Prod.*, 2000, **63**, 1537-1539.
- [18] D. Yu, C. H. Chen, A. Brossi, and K. H. Lee, *J. Med. Chem.*, 2004, **16**, 47, 4072-4082.
- [19] Y. Deng, J. P. Lee, M. T. Ramamonjy, J. K. Synder, S. A. Des Etages, D. Kanada, M. P. Synder, and C. J. Turner, *J. Nat. Prod.*, 2000, **63**, 1082-1089.
- [20] I. A. Khan, M. A. Avery, C. L. Burandt, D. K. Goins, J. R. Mikell, T. E. Nash, A. Azadega, and L. A. Walker, *J. Nat. Prod.*, 2000, **63**, 1414-1416.
- [21] K. Mori, G. Audran, and H. Monti, *Synlett*, 1998, **3**, 259-260.
- [22] W. G. Ma, N. Fuzzati, S. L. Lu, D. S. Gu, and K. Hostettmann, *Photochem.*, 1996, **43**, 1339-1353.
- [23] J. A. Hutter, M. Salman, W. B. Stavinoha, N. Satsangi, R. F. Williams, R. T. Streper, and S. T. Weintraub, *J. Nat. Prod.*, 1966, **59**, 541-544.
- [24] M. Mazzei, A. Balbi, G. Roma, M. Braccio, G. Leoncini, E. Buzzi, and M. Maresca, *Eur. J. Med. Chem.*, 1988, **23**, 237-244.
- [25] U. M. Ceylan, E. J. Verspohi, and R. Ertan, *J. Enzyme Inhib. Med. Chem.*, 2010, **25**, 784-789.
- [26] C. Kanadaswami, L. T. Lee, P. Lee, J. Hwang, F. C. Ke, Y. T. Huang, and M. T. Lee, *Vivo*, 2005, **19**, 895-909.
- [27] P. G. Pietta, *J. Nat. Prod.*, 2000, **63**, 1035-1042.
- [28] M. I. Hegab, A. S. M. Abdel-fattah, N. M. Yousef, H. F. Nour, A. M. Mostafa, and M. Elithey, *Arch. Pharm. Chem. Life Sci.*, 2007, **340**, 396-403.
- [29] P. C. Unangst, T. Capiris, D. T. Connor, T. G. Heffner, R. G. Mackenzie, S. R. Miller, T. A. Pugsley, and L. D. Wise, *J. Med. Chem.*, 1997, **40**, 2688-2693.
- [30] G. R. Beecher, *J. Nutr.*, 2003, **133**, 3248-3254.
- [31] J. R. S. Houlst, M. A. Moroney, and M. Paya, *Methods Enzymol.*, 1994, **234**, 443-454.
- [32] M. A. Ibrahim, N. M. El-Gohary, and S. Said, *Heterocycles*, 2015, **91**, 1863-1903
- [33] N. Sepay and S. P. Dey, *J. Heterocycl. Chem.* 2014, doi: 10.1002/jhet.2001.
- [34] M. A. Ibrahim, T. E. Ali, N. M. El-Gohary, and A. M. El-Kazak, *Eur. J. Chem.*, 2013, **4**, 311-318.
- [35] A. S. Plaskon, O. O. Grygorenko, and S. V. Ryabukhin, *Tetrahedron*, 2012, **68**, 2743-2757.
- [36] T. E. Ali, M. A. Ibrahim, and S. M. Abdel-Kariem, *Phosphorus Sulfur Silicon Rel. Elem.*, 2009, **184**, 2358-2392.
- [37] R. Gasparová and M. Lácova, *Molecules*, 2005, **10**, 937-960.
- [38] G. Sabitha, *Aldrichim. Acta*, 1996, **29**, 15-25.
- [39] A. Nohara, T. Ishiguro, K. Ukawa, H. Sugihara, Y. Maki, and Y. Sanno, *J. Med. Chem.*, 1985, **28**, 559-568.
- [40] C. K. Ghosh and N. Tewari, *J. Org. Chem.*, 1980, **45**, 1962-1964.
- [41] S. S. Ibrahim, H. A. Allimony, A. M. Abdel-Halim, and M. A. Ibrahim, *ARKIVOC*, 2009, **xiv**, 28-38.
- [42] U. Petersen and H. Heitzer, *Liebigs Ann. Chem.*, 1976, **9**, 1659-1662.
- [43] M. A. Ibrahim, T. E. Ali, A. M. El-Kazak and A. M. Mohamed, *J. Heterocyclic Chem.*, 2015, **52**(3), 815-826.
- [44] V. Ya. Sosnovskikh, V. S. Moshkin, and O. S. El'tsov, *Russ. Chem. Bull.*, 2010, **59**, 2155-2158.
- [45] C. K. Ghosh, N. Tewari, and C. Bandyopadhyay, *Indian J. Chem.*, 1983, **22B**, 1200-1204.
- [46] V. Ya. Sosnovskikh, V. S. Moshkin, and O. S. El'tsov, *Russ. Chem. Bull.*, 2010, **59**, 2151-2154.
- [47] Y. Li and W. Gao, *Beilstein J. Org. Chem.*, 2010, **6**, 966-972.
- [48] H. Alireza, Z. Abdolkarim, M. Ali and N.-A. Fatemeh, *Iran. J. Chem. Chem. Eng.*, 2011, **30**(1), 73-81.
- [49] S. S. Palimkar, S. A. Siddiqui, T. Daniel, R. J. Lahoti and K. V. Srinivasan, *J. Org. Chem.*, 2003, **68**, 9371-9378.
- [50] M. A. Ibrahim, *Synth. Commun.*, 2009, **39**(19), 3527-3545.
- [51] M. A. Ibrahim, *Eur. J. Chem.*, 2010, **1**(2), 124-128,
- [52] A. Nohara, T. Ishiguro, K. Ukawa, H. Sugihara, Y. Maki and Y. Sanno, *J. Med. Chem.*, 1985, **28**, 599-568.
- [53] A. H. Abdel-Rahman, M. M. Girges, A. S. El-Ahl and L. M. Sallam, *Heteroatom Chem.*, 2006, **14** (1), 2-7.
- [54] M. A. Ibrahim, H. M. Hassanin, Y. A. Gabr and Y. A. Alnamer, *J. Braz. Chem. Soc.*, 2012, **23**(5), 905-912.
- [55] M. A. Ibrahim, H. M. Hassanin, Y. A. Gabr and Y. A. Anamer, *Eur. J. Chem.*, 2010, **1**(3), 195-199.
- [56] M. A. Ibrahim and N. M. El-Gohary, *J. Heterocyclic Chem.*, 2016, **53** (3), 859-864.
- [57] M. A. Ibrahim, N. M. El-Gohary, S. S. Ibrahim and S. Said, *Chem. Heterocycl. Compds.*, 2015, **50** (11), 1624-1633.
- [58] M. A. Ibrahim, *Tetrahedron*, 2013, **69**, 6861-6865.
- [59] Z. N. Siddiqui, *Tetrahedron Lett.*, 2012, **53**, 4974-4978,
- [60] V. Ya. Sosnovskikh, R. A. Irgashev and I. A. Demkovich,

Russ. Chem. Bull., 2008, **57** (10), 2210-2213.

- [61] M. A. Ibrahim and N. M. El-Gohary, *J. Heterocyclic Chem.*, 2016, **53** (4), 1091-1093.
- [62] M. A. Ibrahim, A. A. M. Farag, N. Roushdy and N. M. El-Gohary, *Optical Material*, 2016, **51**, 70-77.
- [63] M. A. Ibrahim, N. M. El-Gohary and S. Said, *J. Heterocyclic Chem.*, 2016, **53** (1), 117-120.
- [64] Z. N. Siddiqui, S. Praveen and F. Farooq, *Chem. Pap.*, 2010, **64**(6), 818-824.
- [65] A. A. M. Farag, M. A. Ibrahim, N. M. El-Gohary and N. Roushdy, *Arab. J. Chem.*, 2016, doi.org/10.1016/j.arabjc.2016.01.002.
- [66] V. Ya. Sosnovskikh, V. S. Moshkin and M. I. Kodess, *J. Tetrahedron*, 2008, **49**, 6856- 6859.
- [67] K. S. Siddiqi, F. Arjmand; S. Tabassum and S. A. A. Zaidi, *Synth. React. Inorg. Met.-Org. Chem.*, 1995, **25**(6), 955-964.
- [68] M. A. Ibrahim and K. M. El-Mahdy, 2009, **184**, 2945-2958.
- [69] M. Shebl, M. A. Ibrahim, S. M. E.Khalil, S. L. Stefan and H. Habib, *Spectrochim. Acta (A)*, 2013, **115**, 399-408.
- [70] V. Ya. Sosnovskikh, V. S. Moshkin and M. I. Kodess, *Tetrahedron Lett.*, 2009, **50**, 6515–6518.
- [71] P. Arjmand, F. Sayeed and M. Muddassir, *J. Photochem. Photobio.*, 2011, **103**, 166-179.
-