

# Design and Implementation of Advanced Digital Controls for Piezo-Actuated Systems using Embedded Control Platform

Chi-Ying Lin\* and Chien-Yao Li

Department of Mechanical Engineering, National Taiwan University of Science and Technology, Taipei, Taiwan

Received: 4 Dec. 2013, Revised: 4 Apr. 2014, Accepted: 5 Apr. 2014

Published online: 1 Feb. 2015

**Abstract:** This paper presents design of an advanced digital control method and implementation on an embedded control platform for precision tracking of piezo-actuated systems. The proposed control method consisting of neural control and repetitive control aims to achieve good performance for repetitive tracking tasks and robustness for uncertain parameters change. A FPGA based embedded controller, CompactRIO, is applied to realize such a complicated control algorithm under LabVIEW programming environment. With careful consideration of implementation issues involved in the controller design process, the experimental results demonstrate the effectiveness of the method and verify the feasibility of using embedded hardware for advanced controls implementation.

**Keywords:** Piezo-Actuated Systems, Advanced Control, Embedded Control Platform

## 1 Introduction

In recent years, piezo-actuated systems have been widely accepted as a useful technology followed by prompt development of materials and manufacturing processes. Various commercial products exist in diverse engineering applications including micro/nano positioning stages [1] ultra-precision machine tool [2] and measurement devices [3,4] adaptive structures [5,6] biomedical and consumer electronics [7] and so on.

In the recent competitive market, developing specific systems using embedded hardware such as Digital Signal Processor (DSP) and Field Programmable Gate Array (FPGA) is a very popular solution to compact the real-time system design and optimize the maximum economic profits with less maintenance difficulties. For piezo-actuated systems Proportional-Integral-Derivative (PID) control has been extensively applied as a quick servo algorithm [3,4,8,9,10,11,12] for hardware-in-the-loop testing, due to its simplicity and easy implementation. However, one vital drawback of PID control is its limited ability to deal with nonlinearity and uncertainty commonly existed in piezo-actuated systems. For this reason a great number of advanced control methods and experimental results based on

floating point control platforms [2,13,14,15] has been presented, to further improve the system performance and robustness subject to a variety of industrial applications. As recognized in the available literature, most studies aim to emphasize the effectiveness of the proposed control algorithms, but seldom discuss its practical realization for optimal system performance.

Since most low cost embedded system platforms use fixed point microprocessors as CPU, the main concern then comes from the fixed pointed arithmetical errors and in particular the instability occurred during real time implementation, together with an increased burden on streamlining the code and not sacrificing much performance. Therefore, it is better to consider these hardware constraints starting from the control design stage, so as to make appropriate trade-offs between feasibility, high performance control and robustness.

To fully exploit the potential and benefits of advanced controls for piezo-actuated systems using embedded controller, this study proposes a hybrid neural-repetitive control method and investigates its implementation issues on a FPGA based embedded system platform. In the following the applied embedded control platform is first illustrated. The design and realization issues of the hybrid control are then discussed. Finally, repetitive tracking

\* Corresponding author e-mail: [chiying@mail.ntust.edu.tw](mailto:chiying@mail.ntust.edu.tw)

experiments performed on a piezoelectric actuator system reveal the effectiveness of the proposed method and its feasibility using embedded hardware.

## 2 FPGA-Based Embedded Control Platform

This study applied an embedded and programmable controller CompactRIO from National Instruments to investigate the advantages and issues occurred in implementing advanced digital controls. To exploit the practical merits by using embedded hardware, a fast piezoelectric actuator control system is selected as the experimental apparatus for controller performance evaluation. As shown in Figure 1, the CompactRIO controller comprises four main parts, including a real-time module, a FPGA module, a NI 9215 A/D module and a NI 9263 D/A module. The real-time module is used to store data and communicate with the FPGA module, a reconfigurable FPGA based operating environment with a maximum processing rate up to 40 MHz. The control algorithm is calculated at the FPGA side using LabVIEW language. The control signal is sent to a piezo-driven actuator system (Piezomechanik Pst 150/5/20 VS10) and the sensor signal from a stain gauge amplifier is fed back to the FPGA module, constituting a feedback control system. Figure 2 shows the photograph of the experimental apparatus applied in this study.

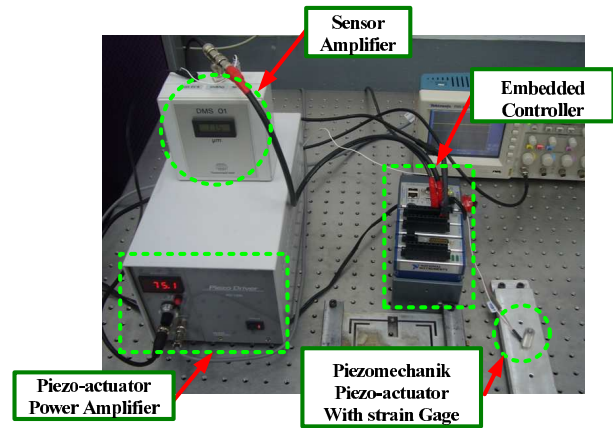


Fig. 2: Photograph of the experimental setup.

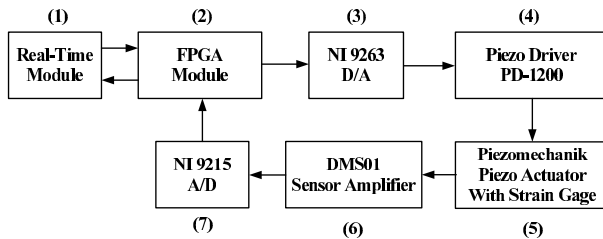


Fig. 1: Schematic diagram of an embedded control platform for a piezo-actuated system.

## 3 Advanced Digital Control via Hybrid Neural-Repetitive Control

A great number of works has been conducted for precision tracking control of piezo-actuated systems. The main challenge here is achieving desired tracking performance subject to the dominant hysteresis effect and uncertain parameters change. As widely known, neural control is an effective method which can deal with nonlinear and uncertain systems. To attain high performance and robustness of piezo tracking control at the same time this study presents an advanced digital

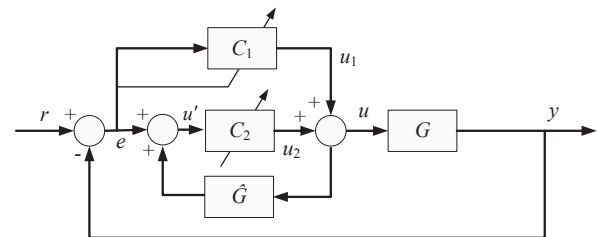


Fig. 3: Block diagram of the proposed advanced control for piezo tracking control.

control method implemented using a FPGA based embedded control platform. Besides the existing neural controllers, a repetitive controller is added to improve the periodic tracking control performance as explained in the following section.

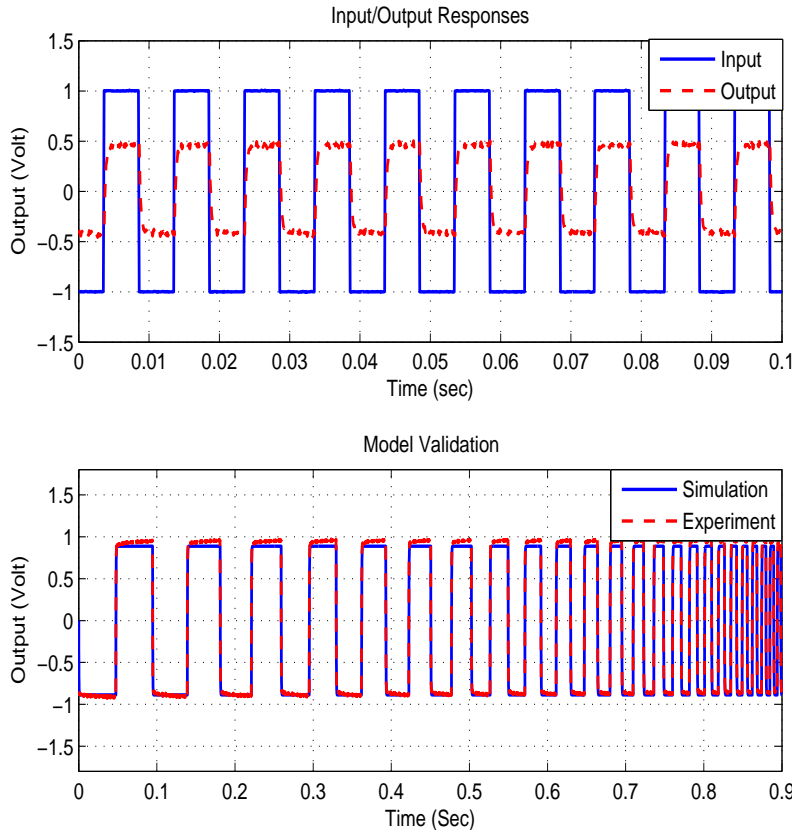
### 3.1 Control Design

Figure 3 illustrates the control block diagram of the proposed hybrid neural-repetitive control for piezo tracking applications.

In Figure 3,  $C_1$  and  $C_2$  represent two different controllers with control inputs  $u_1$  and  $u_2$ , respectively.  $\hat{G}$  is the plant model of  $G$ , which can be obtained using standard system modeling and identification techniques. The transfer function from reference  $r$  to tracking error  $e$  is presented as follows:

$$e = \frac{1 - \hat{G}C_2}{1 + GC_1}r. \tag{1}$$

With the assumption that  $\hat{G} \approx G$ , the magnitude of the sensitivity function for reference tracking is further reduced by introducing this control architecture.



**Fig. 4:** System identification based on embedded control platform: top plot: injected input and output responses; bottom plot: model validation result.

In this paper,  $C_1$  is selected as a radial basis function (RBF) based neural network adaptive controller. The control goal of this controller is to stabilize the system as a performance baseline. To further improve the control performance, another neural controller  $C_2$  containing a repetitive controller for periodic errors cancellation is added. The design of  $C_2$  is based on the technique mentioned in [16].

In this section we will illustrate how to construct a neural-repetitive controller using the idea of feedforward control with internal model constraints. Consider the case of using controller  $C_2$  alone, equation (1) then becomes

$$e = (1 - \hat{G}C_2)r. \tag{2}$$

The original feedback control problem has been transformed to a feedforward control problem and the control goal here is to minimize the tracking error with a cost function  $J = \|(1 - \hat{G}C_2)r\|_2$ . The simplest solution to this control problem is to find a stable plant inverse of  $\hat{G}$  [17]. In practical applications we are interested in the case

when the system input contains some specific internal models  $D$ , which is usually known a priori. For example, we may know the periodic components in the applied tracking profile for precise positioning applications. Now let

$$1 - \hat{G}C_2 = RD, \tag{3}$$

where  $R$  is a part of the controller  $C_2$  and needs to be designed. The above equation is recognized as the famous ‘‘Bezout Identity’’[18] with the assumption that  $\hat{G}$  and  $D$  are coprime. This equation has infinite solutions and one way to represent these multiple solutions is using Youla parameterization technique [18]. Given a pair of nominal solution  $(R', C'_2)$ , we can express the solutions of equation (3) as  $R = R' - \hat{G}Q$  and  $C_2 = C'_2 + DQ$ , where  $Q$  is a free design parameter. Consider the performance index with 2-norm measure:

$$J = \|(R' - \hat{G}Q)D\|_2. \tag{4}$$

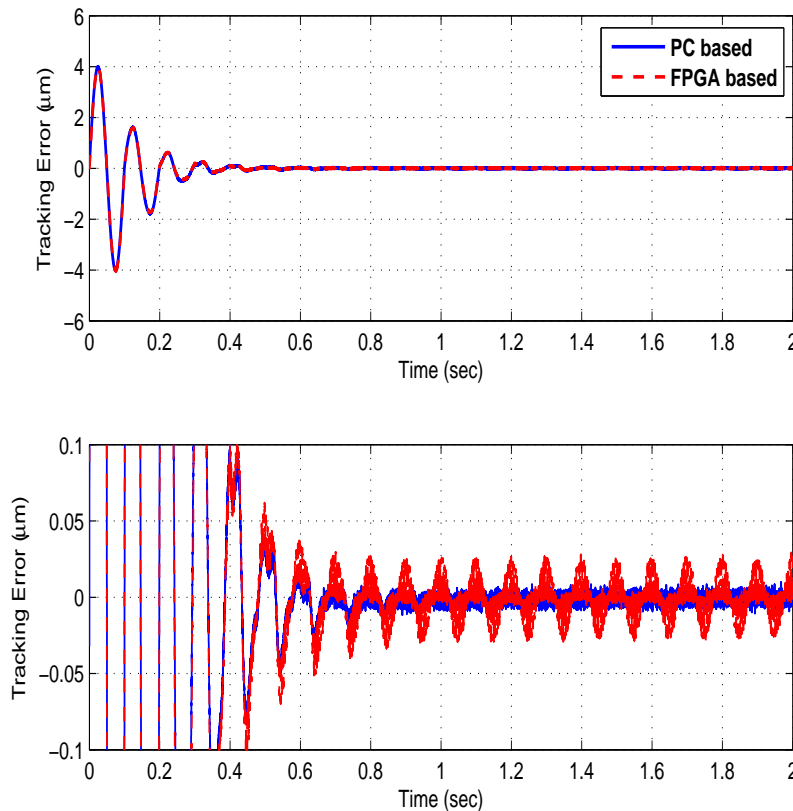


Fig. 5: Repetitive control tracking results: comparison of using PC based and FPGA based controllers.

Then the control goal of the neural controller  $C_2$  is to minimize  $J$  and satisfy the deterministic constraint described by the internal model  $D$  simultaneously. The selection of the internal model depends on the input signals we are dealing with. In this work the input signal is a periodic one for tracking control, so  $D$  is chosen as  $D = 1 - z^{-N}$ , where  $N$  is the period of the deterministic periodic signal. With above assumptions, we can represent this constrained optimization problem as

$$\min_{\substack{Q \in RH^\infty \\ D=1-z^{-N}}} \|(R' - \hat{G}Q)D\|_2, \tag{5}$$

where  $RH^\infty$  is a set of stable rational transfer functions. To minimize  $J$  and update  $Q$  adaptively, a RBF neural network algorithm [19] is applied in this paper.

To solve the Bezout identity equation (3) and update the adaptive neural controller  $Q$ , this work adopted the method using a zero-phase-error-tracking type feedforward formula [17]. The procedure for obtaining this particular solution is briefly listed as follows.

Consider a single input, single output (SISO) plant model  $\hat{G}$  and factorize  $\hat{G}$  into two parts  $\hat{G} = G_o G_i$ , in which  $G_o$  is minimum phase and  $G_i$  is non-minimum phase, respectively. Suppose

$$\begin{aligned} \hat{G} &= \frac{B}{A} = \frac{B^+ B^-}{A} = G_i G_o, \\ G_o &= \frac{B^+}{A}, \quad G_i = B^-, \end{aligned} \tag{6}$$

where  $A$  and  $B$  represent the denominator and numerator of  $\hat{G}$ ,  $B^+$  and  $B^-$  denote the stable and unstable parts of  $B$ , respectively. Substituting equation (6) into equation (3), one can obtain

$$\begin{aligned} RD + \tilde{C}_2 G_i &= 1 \\ \tilde{C}_2 &= C_2 G_o. \end{aligned} \tag{7}$$

From the plant inversion idea presented in [17] one solution pair  $(R', C'_2)$  to solve equation (7) is given as follows:

$$\begin{aligned} R' &= \frac{1}{1 - (1 - \gamma G_i^* G_i) qz^{-N}} \\ \tilde{C}_2 &= \frac{\gamma G_i^* qz^{-N}}{1 - (1 - \gamma G_i^* G_i) qz^{-N}} \\ \tilde{C}'_2 &= C'_2 G_o^{-1}, \end{aligned} \tag{8}$$

where  $\gamma$  is a learning parameter for performance tuning,  $G_i^*(z^{-1}) = G_i(z)$ , and  $q(z, z^{-1})$  is a zero phase low pass filter to suppress the instability caused by the high gain feedback at undesired frequency ranges. This  $q$  filter is embedded within the internal model  $D = 1 - q(z, z^{-1})z^{-N}$ . Although  $q$  is a discrete non-causal filter, the causality condition still holds in equation (8) because of the long term delay cascaded with  $q$ . For a detailed parameter analysis of the controller, one may refer to [16].

### 3.2 Implementation Issues

Just like many embedded controllers, CompactRIO is a fixed point based control platform which involves issues such as “quantization error” and “finite word length error” in real implementation. All these inevitable errors may deteriorate the control performance and even system stability if not carefully addressed. Therefore, saving as many logic gates in FPGA as possible to optimize the static and dynamic arithmetical range and avoid overflow, or equivalently “program optimization”, is an important design step especially when using complicated servo control algorithms or high sampling rates for fast dynamic systems.

As mentioned in the previous section, this study applied an advanced control consisting of an adaptive neural controller and a repetitive controller. When using an embedded control platform such as CompactRIO, each control action needs extra design efforts for successful implementation. To make these ideas clear, some issues regarding the proposed controller implementation can be summarized as follows:

#### 3.2.1 Model and controller order

If the control law is designed using a model based design method such as repetitive control, a low order plant model is preferred. High order mathematical models usually need high order controllers for successful control design. Reduction of controller order is one way to deal with this problem but may introduce more undesired errors. For this reason the model of the piezo-actuated system in this study is identified based on a system identification technique and fitted to a third order control system.

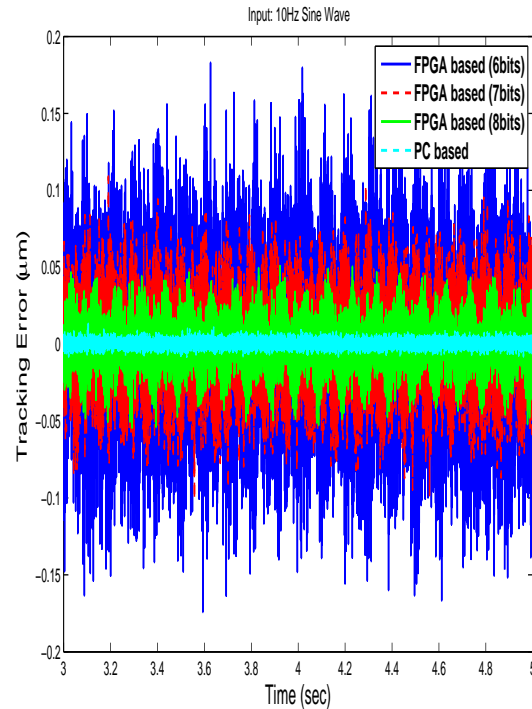


Fig. 6: Steady state tracking error of repetitive control by using an embedded control platform: finite word length effects.

#### 3.2.2 Realization of the neural network controller

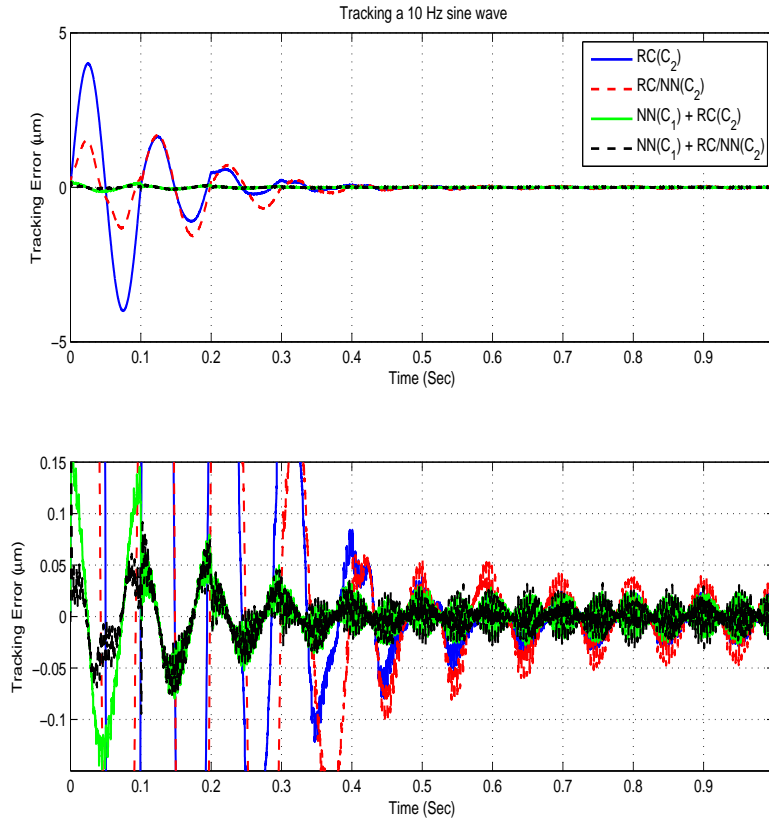
The neurons  $\varphi$  applied in the neural controller are Gaussian functions and can be represented as:

$$\varphi(\|x - c\|) = \exp\left[-\frac{\|x - c\|^2}{2\sigma^2}\right], \tag{9}$$

where  $c$  and  $\sigma$  denote the center and standard deviation of the Gaussian function, respectively. It is not difficult to implement the above nonlinear function and achieve desired precision if using a floating point based microprocessor. For fixed point based microprocessors the approximation of this exponential function can be made by using a finite Taylor series expansion:

$$\exp(x) = \sum_{k=0}^N \frac{x^k}{k!}. \tag{10}$$

To reduce the computational burden this study applied a second order ( $N = 2$ ) approximation to implement the neurons in the neural controller. Moreover, the applied RBF network consists of an input layer, one hidden layer and output. The hidden layer has two neurons, meaning only two sets of neuron parameters need to be determined. For simplicity, the values of  $c$  and  $\sigma$  of the radial function  $\varphi$  are fixed.



**Fig. 8:** Experimental results of tracking a  $4 \mu\text{m}$ , 10 Hz sinusoidal input; top plot: time response in 1 second; bottom plot: zoom in; blue line:  $\text{RC}(C_2)$ ; red line:  $\text{RC}/\text{NN}(C_2)$ ; green line:  $\text{NN}(C_1) + \text{RC}(C_2)$ ; black line:  $\text{NN}(C_1) + \text{RC}/\text{NN}(C_2)$ .

### 3.2.3 Realization of the repetitive controller

From the perspective of signal processing, the repetitive control shown in equation (8) basically comprises three components: Finite Impulse Response (FIR) filter, Infinite Impulse Response (IIR) filter, and long term time delay. Because of the constraints coming from fixed point operations and limited memories, it is crucial to streamline the FPGA code and maintain acceptable performance with minimal errors caused by the embedded hardware. For example, using a direct form II realization of second-order IIR filter may reduce the number of used registers, but on the other hand it also requires more dynamic arithmetical range and memory space comparing to a direct form I realization method. In light of this, a simulation analysis is performed to determine the optimal realization structures before implementation.

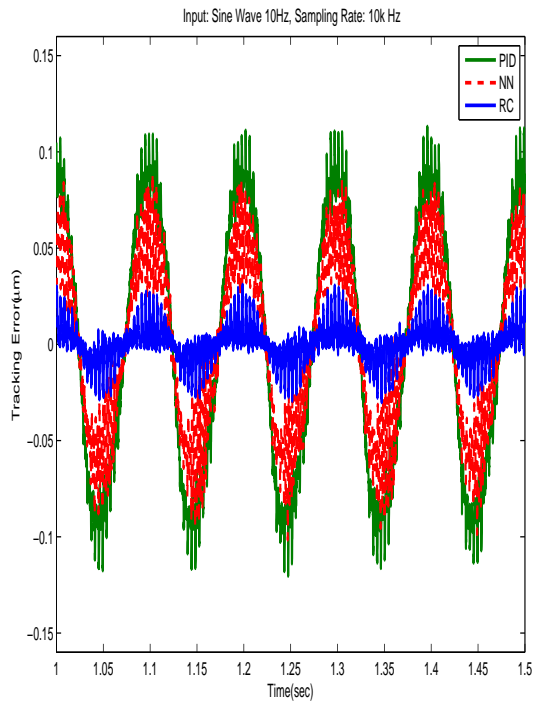
## 4 Implementation on a Piezo-Actuated System

To demonstrate the effectiveness and investigate the implementation issues of the proposed advanced control on the embedded control platform, trajectory tracking experiments were performed by giving a  $4 \mu\text{m}$ , 10 Hz sinusoidal reference input to the piezo-actuated system as described in Section 2. For a high bandwidth piezoelectric actuator system, the sampling rate was selected as 10 kHz to avoid possible “inter-sample” errors.

### 4.1 System Identification

Because the repetitive control is a model based design method, a mathematical model is still required for the control design. To this end this study applied a time domain system identification (ID) method and injected a series of square wave to the piezo actuator system as input. Figure 4 shows the system ID result based on the embedded controller CompactRIO. After filtering out the





**Fig. 7:** Steady state tracking error comparison: green line: PID; blue line: NN; red line: RC.

undesired noises and fixed point errors for the output signal, a third order discrete time model at 10 kHz sampling is obtained by using the system ID toolbox 'ident' in Matlab and can be represented as:

$$G(z) = \frac{0.1696z^2 - 0.04588z}{z^3 - 0.8602z^2 + 0.1239z + 0.01492}. \quad (11)$$

A different input signal, frequency varying square wave, was also injected to the control system to verify the accuracy of the model, as shown in figure 4.

#### 4.2 Tracking Results

Figure 5 shows the tracking error results by using repetitive control (RC) alone (i.e., disabling  $C_1$  and the neural controller part in  $C_2$ ). To highlight the effects of fixed point embedded controller, the result based on a floating point controller is also plotted for illustration. As can be seen, using a floating point based control platform assures the asymptotic error property because of the use of the repetitive controller. However, undesired ripple errors occur at the steady state if the control is implemented using a fixed point microcontroller. For comparison purpose the results using three different

resolution based arithmetic operations are also shown in Figure 6. It is clear that the finite word length errors become more significant with a decreasing precision in the embedded control system. The result presented indicates that there exists an inherited conflict between hardware resources and performance in particular when implementing on a fixed point embedded controller.

Next, we present the experimental results of using neural controller  $C_1$  by comparing with two other controllers, PID control and repetitive control. Note that so far the hybrid control mechanism is still not activated. As shown in Figure 7, the neural controller, although only with two neurons in the implementation, still achieves better performance than the fine-tuned PID controller. The obvious periodic errors shown in the plot thus motivate the extra use of repetitive control for better performance over neural network control alone.

Figure 8 represents the tracking results by using our proposed hybrid neural-repetitive control based on an embedded control platform. It is clear from the top subplot that a large transient error occurs in the first period cycles. Adding a neural controller  $C_1$  considerably reduces the transient error down to a  $\pm 0.15\mu\text{m}$  range. In particular, activating all the control actions in  $C_2$  further improves the transient performance, as indicated in the bottom subplot. Although applying more control actions seems giving the best tracking performance, it is noticed that accumulated fixed point errors also lead to increased steady state errors (blue line v.s. black line).

## 5 Conclusion

In this paper, we present an advanced digital control method which combines neural control with repetitive control for tracking control of piezo-actuated systems. The developed control algorithm was implemented using a FPGA based embedded control platform. Experimental results on periodic tracking control of a piezo-actuated system demonstrate the effectiveness of the proposed method. From the results obtained, it is suggested to take into account the issues of error reduction, computational burden, and programming efforts for best system performance when using embedded hardware for advanced controls implementation.

## Acknowledgement

This paper was financially supported by National Science Council, Taiwan, R.O.C., under grant number NSC 97-2218-E-011-015.

## References

- [1] C. Y. Lin and P. Y. Chen, Precision Tracking Control of a Biaxial Piezo Stage Using Repetitive Control and Double-


- Feedforward Compensation, *Mechatronics*. (2011), **21**, 239-249.
- [2] B. S. Kim, J. Li, and T. C. Tsao, Two-Parameter Robust Repetitive Control With Application to a Novel dual-Stage Actuator for Noncircular Machining, *IEEE/ASME Transactions on Mechatronics*. (2004), **9**, 644-652.
- [3] R. Liang, O. Jusko, F. Lüdicke, and M. Neugebauer, A Novel Piezo Vibration Platform for Probe Dynamic Performance Calibration, *Measurement Science and Technology*. (2001), **12**, 1509-1514.
- [4] O. G. Karhade, F. Levent Degertekin, and T. R. Kurfess, Active Control of Microinterferometers for Low-Noise Parallel Operation, *IEEE/ASME Transactions on Mechatronics*. (2010), **15**, 1-8.
- [5] R. Jha and J. Rower, Experimental Investigation of Active Vibration Control Using Neural Networks and Piezoelectric Actuators, *Smart Materials and Structures*. (2002), **11**, 115-121.
- [6] J. Lin and W. Z. Liu, Experimental Evaluation of a Piezoelectric Vibration Absorber Using a Simplified Fuzzy Controller in a Cantilever Beam, *Journal of Sound and Vibration*. (2006), **296**, 567-582.
- [7] K. K. Tan and S. C. Ng, Computer Controlled Piezo Micromanipulation System for Biomedical applications, *Engineering Science and Education Journal*. (2001), **10**, 249-256.
- [8] K. Sang-Soon, U. Pinsopon, S. Cetinkunt, and S. Nakajima, Design, Fabrication, and Real-Time Neural Network Control of a Three-Degrees-of-Freedom Nanopositioner, *IEEE/ASME Transactions on Mechatronics*. (2000), **5**, 273-280.
- [9] C. Y. Hwang, Microprocessor-Based Fuzzy Decentralized Control of 2-D Piezo-Driven Systems, *IEEE Transactions on Industrial Electronics*. (2008), **55**, 1411-1420.
- [10] G. Schitter and Nghi Phan, Field Programmable Analog Array (FPAA) Based Control of an Atomic Force Microscope, *American Control Conference*. (2008), 2690-2695.
- [11] C. Brecher, D. Lindermann, M. Merz, and C. Wenzel, FPGA-Based Control System for Highly Dynamic Axes in Ultra-Precision Machining, *American Society for Precision Engineering*. (2010), 17-22.
- [12] A. Hamed, E. Tisserand, Y. Berviller, and P. Schweitzer, Embedded System Design for Impedance Measurement of Multiple-Piezo Sensor, *Third International Conference on Advances in Circuits, Electronics, and Micro-electronics*. (2010), 6-11.
- [13] H. C. Liaw, B. Shirinzadeh, and J. Smith., Sliding-Mode Enhanced Adaptive Motion Tracking Control of Piezoelectric Actuation Systems for Micro/Nano Manipulation, *IEEE Transactions on Control Systems Technology*. (2008), **16**, 826-833.
- [14] C. Y. Lin and Y. C. Liu, Precision Tracking Control and Constraint Handling of Mechatronic Servo Systems Using Model Predictive Control, *IEEE/ASME Transactions on Mechatronics*. (2011), 1-13. doi:10.1109/TMECH.2011.2111376.
- [15] H. C. Liaw and B. Shirinzadeh, Neural network motion tracking control of piezo-actuated flexure-based mechanisms for micro/nanomanipulation, *IEEE/ASME Transactions on Mechatronics*. (2009), **14**, 517-527.
- [16] C. Y. Lin and T. C. Tsao, Adaptive Control With Internal Model for High Precision Motion Control, *ASME Conference Proceedings*. (2007), **9**, 1021-1029.
- [17] M. Tomizuka, Zero Phase Error Tracking Algorithm for Digital Control, *Journal of Dynamic Systems, Measurement, and Control*. (1987), **109**, 65-68.
- [18] S. Skogestad and I. Postlethwaite, *Multivariable Feedback Control: Analysis and Design*, Wiley New York (1996).
- [19] S. Haykin, *Neural Networks: a Comprehensive Foundation*, Prentice Hall PTR Upper Saddle River, NJ, USA, (1994).




---

### Chi-Ying Lin

received the Ph.D. degree in mechanical engineering from University of California, Los Angeles, USA, in 2008. He is currently an associate professor in the Department of Mechanical Engineering, National Taiwan University of Science and Technology, Taiwan. His research interests include design and control of precision positioning systems, active vibration control, intelligent robots, and mechatronics.



### Chien-Yao Li

received the Master degree in mechanical engineering from National Taiwan University of Science and Technology, Taipei, Taiwan, in 2010. He is currently a research assistant in Institute of Physics at Academia Sinica, Taiwan. His research interests include nanopositioning system design and embedded control systems.