

H_∞ Fuzzy Control for a Class of Networked Control System

Ti-Hung Chen*

Department of Computer Information and Network Engineering, Lunghwa University of Science and Technology, Taoyuan County, Taiwan, R.O.C

Received: 18 Nov. 2013, Revised: 19 Mar. 2014, Accepted: 20 Mar. 2014

Published online: 1 Feb. 2015

Abstract: This paper presents the H_∞ fuzzy controller design for a class of networked control system with “network transmission delay” and “data packet dropout.” First, we apply a Takagi-Sugeno fuzzy model (T-S fuzzy model) to approach the input-output relation of the networked control system (NCS). Based on the T-S fuzzy model, we propose a H_∞ fuzzy controller design to inhibit the effect of “network transmission delay” and “data packet dropout,” and to guarantee the H_∞ control performance of the overall system. Based on Lyapunov stability theorem, with the chosen Lyapunov-Krasovskii function, we analyze the stability and the robustness of the overall system, and obtain the Lyapunov stability criterion. After that, by using the Schur complements, the Lyapunov stability criterion would be presented in the linear matrix inequality format to solve the control problem more efficiently. Finally, the computer simulations are given to demonstrate the validity and the performance of the proposed control strategy.

Keywords: H_∞ control theory, fuzzy control, networked control system

1 Introduction

Nowadays, increasing attention has been paid to design of networked control system (NCS) [1,2,3,4,5], which is a spatially distributed system for which the connection between sensors, actuators, and controllers is supported by a share communication network. In NCS, data is transmitted in atomic unit called data packets. It means that the system states and the output signals are sampled by the sensors and transmitted to the controllers by the data packets, the controller signals are transmitted to the actuators by the data packets, and the actuators would control the controlled plants according to the receiving data packets.

Due to the introduction of the share communication network, two major challenges in NCSs still to be fully addressed are the effects of both “network transmission delay” and “data packet dropout” on the system performance [1,2,3,4,5]. To treat the mentioned effects, several methods have been proposed. Seiler, Sengupta, Shi and Yub adopted H_∞ control theory to stabilize NSC and analyzed the system robustness [2,5]. Huang and Nguang applied state feedback control method to treat the control problem of NSC [3]. Peng and Yang used T-S

fuzzy control technique to guarantee the stability of NSC [4].

Over the past decades, H_∞ fuzzy control [6,7,8,9] has been applied as an effective approach for nonlinear system. For a given nonlinear system, the objective of H_∞ fuzzy control is to design a controller so that the gain (the induced L_2 -norm) from the unmodeled dynamics, the external disturbances, etc., to the system states must be equal or less than a prescribed attenuation level. Generally, the H_∞ fuzzy control design problem can be characterized in terms of a linear matrix inequality (LMI) problem or an eigenvalue problem (EVP) [10,11,12,13,14].

In this paper, we proposed the H_∞ fuzzy controller design for a class of the nonlinear networked control systems. First, “network transmission delay” and “data packet dropout” of the NCS would be analyzed. Then, Takagi-Sugeno fuzzy model (T-S fuzzy model, [4,6,7,8,9]) would be applied to describe the input-output relation of NSC. Based on the T-S fuzzy model, the H_∞ fuzzy controller is proposed to inhibit the effect of “network transmission delay” and “data packet dropout” to guarantee the H_∞ control performance of the overall system. Choosing the suitable Lyapunov-Krasovskii

* Corresponding author e-mail: cth@mail.lhu.edu.tw

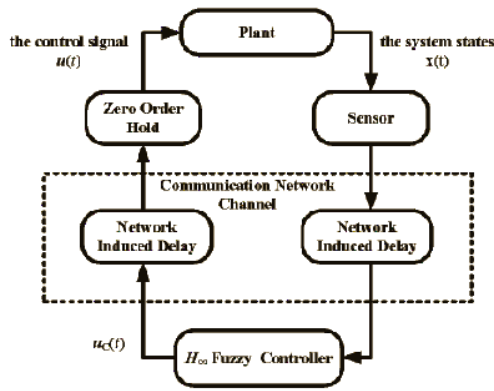


Fig. 1: The framework of the H_∞ fuzzy controller for a class of the networked control system

function, based on using Lyapunov stability theorem, we analyze the stability and the robustness of the overall system. Therefore, we can obtain the Lyapunov stability criterion. Next, the Lyapunov stability criterion would be transformed into a certain form of LMI characterized in terms of LMI problem or an eigenvalue problem. After that, by using the convex optimization technique, the control problem would be solved more efficiently.

This paper is organized as follows: In section 2, we will describe the problem formulation. Section 3 will present the proposed control strategy, and analyze the stability and robustness of the overall system. In section 4, computer simulation will be given to illustrate the control performance of the proposed control strategy. Section 5 will conclude this paper.

2 Problem Formulation

This paper considers a class of the networked control system, where the framework shown in **Fig. 1** [1,2,3,4, 5]. This system is composed of the following five parts: a sensor, a controller, a zero-order-holder (ZOH), applied as an actuator, a controller, a communication network channel, and a controlled plant.

The controlled plant can be described as the T-S fuzzy model [4,6,7,8,9], in which the l th fuzzy rule is formulated in the following form:

Plant Rule:

IF q_1 is $F_{q_1}^l$ and ... and $F_{q_k}^l$,
 THEN $\dot{\mathbf{x}}(t) = \mathbf{A}_l \mathbf{x}(t) + \mathbf{B}_l \mathbf{u}(t) + \boldsymbol{\omega}(t)$ (1)

where $l=1,2,\dots,L$, L is the number of the fuzzy rules, $\mathbf{x}(t) = [x(t), \dot{x}(t), \dots, x^{(n-1)}(t)] \in \mathfrak{R}^n$ is the state vector, $\mathbf{u}(t) \in \mathfrak{R}^m$, $\boldsymbol{\omega}(t) \in \mathfrak{R}^n$ is the external disturbance, q_h ($h = 1, 2, \dots, k$) are the premise variables, $F_{q_h}^l$ ($h = 1, 2, \dots, k; l = 1, 2, \dots, L$) are the fuzzy sets associated with q_h ($h = 1, 2, \dots, k$), and $\mathbf{A}_l \in \mathfrak{R}^{(n \times n)}$ and $\mathbf{B}_l \in \mathfrak{R}^{(n \times m)}$ are

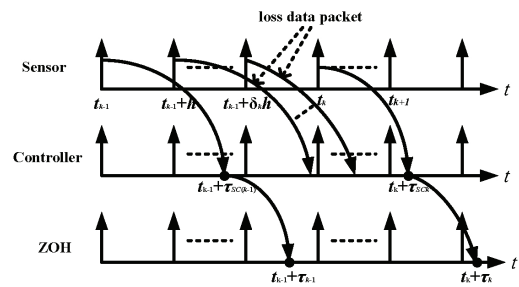


Fig. 2: NSC timing diagram with “network transmission delay” and “data packet dropout”

known constant matrices. The initial condition of controlled plant is given as $\mathbf{x}(t_0) = \mathbf{x}_0$. Without loss of generality, we make the following assumption:

Assumption 1 [6,12]: The external disturbance $\boldsymbol{\omega}(t)$ is bounded. That is, $\boldsymbol{\omega}(t) \in L_2[0, t_f], \forall t_f \in [0, \infty)$.

Since the controller is connected with the sensor or ZOH via a share communication network channel, it will be caused the network transmission delay and the data packet dropout (shown in **Fig. 2**). Therefore, there are essentially the following time delays:

- (1) τ_{sck} : at every sampling instant t_k , the time delays between the sensor and the controller.
- (2) τ_{czk} : at every sampling instant t_k , time delays between the controller and ZOH.

Define the network transmission delay as $\tau_k = \tau_{sck} + \tau_{czk}$ at every sampling instant t_k and make the following assumption:

Assumption 2 [18]: The network transmission delay τ_k is bounded as $\tau_{min} \leq \tau_k \leq \tau_{max}$, where τ_{min} is lower bound of τ_k and τ_{max} is upper bound of τ_k .

Also, to treat the data packet dropout, we define the following data packet dropout number:

- (1) η_{sck} : at every sampling instant t_k , the data packet dropout number between the sensor and the controller.
- (2) η_{czk} : at every sampling instant t_k , the data packet dropout number between the controller and ZOH.

Define the network transmission delay as $\eta_k = \eta_{sck} + \eta_{czk}$ at every sampling instant t_k and make the following assumption:

Assumption 3 [18]: The network transmission delay η_k is bounded as $\eta_{min} \leq \eta_k \leq \eta_{max}$, where η_{min} is lower bound of η_k and η_{max} is upper bound of η_k .

Let h is the sampling period. We have

$$t_{k+1} - t_k = (\eta_k + 1)h + \tau_{k+1} - \tau_k \quad (2)$$

The objective of this paper is to design a controller such that the effect of $\boldsymbol{\omega}(t)$ on the system state vector $\mathbf{x}(t)$ would be attenuated below a prescribed attenuation level ρ ($0 < \rho < 1$). Thus, the following H_∞ control

performance related to the system state vector $\mathbf{x}(t)$ is requested:

$$\int_{t_0}^{t_f} \mathbf{x}^T(t) \mathbf{R} \mathbf{x}(t) dt \leq V(t_0) + \rho \int_{t_0}^{t_f} \boldsymbol{\omega}^T(t) \boldsymbol{\omega}(t) dt \quad (3)$$

for all $\boldsymbol{\omega}(t) \in L_2[0, t_f] \forall t_f \in [0, \infty)$, where \mathbf{R} is a symmetric positive definite weighting matrices and $V(t_0)$ is positive.

It was seen that if the system starts with initial conditions, $V(t_0) = 0$. The H_∞ control performance [6, 7, 8, 9] can be expressed as

$$\int_{t_0}^{t_f} \mathbf{x}^T(t) \mathbf{R} \mathbf{x}(t) dt \leq \rho \int_{t_0}^{t_f} \boldsymbol{\omega}^T(t) \boldsymbol{\omega}(t) dt$$

or equivalently

$$\frac{\|\mathbf{x}(t)\|_{\mathbf{R}}}{\|\boldsymbol{\omega}(t)\|} \leq \rho$$

where $\|\mathbf{x}(t)\|_{\mathbf{R}} = (\int_{t_0}^{t_f} \mathbf{x}^T(t) \mathbf{R} \mathbf{x}(t) dt)^{1/2}$. It means that the L_2 -gain from $\boldsymbol{\omega}(t)$ to $\mathbf{x}(t)$ must be equal or less than a prescribed attenuation level ρ .

3 H_∞ Fuzzy Controller Design

To achieve the objective, we design the H_∞ fuzzy controller based on T-S fuzzy model. Here, the l th fuzzy rule of the H_∞ fuzzy controller is formulated in the following form:

Control Rule:

IF q_1 is $F_{q_1}^l$ and ... and $F_{q_k}^l$,

THEN $\mathbf{u}_C(t) = \mathbf{K}_l \mathbf{x}(t - \tau_{sck} - (\eta_{sck} + 1)h)$ (4)

where $l=1,2,\dots,L$, L is the number of the fuzzy rules, $\mathbf{u}_C(t)$ is the output of the H_∞ fuzzy controller, $\mathbf{K}_l \in \mathfrak{R}^{(n \times n)}$ is the controller gain matrix.

By using the singleton fuzzifier, the product inference and the center average defuzzifier [14], the output of the T-S fuzzy model (1) and the H_∞ fuzzy controller (4) can be respectively obtained by

$$\dot{\mathbf{x}}(t) = \sum_{l=1}^L \zeta^l (\mathbf{A}_l \mathbf{x}(t) + \mathbf{B}_l) \mathbf{u}(t) + \boldsymbol{\omega}(t) \quad (5)$$

$$\mathbf{u}_C(t) = \sum_{l=1}^L \zeta^l (\mathbf{K}_l \mathbf{x}(t - \tau_{sck} - (\eta_{sck} + 1)h)) \quad (6)$$

where

$$\zeta^l = \prod_{i=1}^L \mu_{F_{q_i}^l}(q_i) / \sum_{i=1}^L \prod_{i=1}^L \mu_{F_{q_i}^l}(q_i) \quad l = 1, 2, \dots, L.$$

Thus, the output of ZOH can be expressed as

$$\mathbf{u}(t_k) = \sum_{l=1}^L \zeta^l (\mathbf{K}_l \mathbf{x}(t_k - \tau_k - (\eta_k + 1)h)) \quad (7)$$

for $t_k \leq t \leq t_{k+1}$. Substituting (7) into (5) yields

$$\begin{aligned} \dot{\mathbf{x}}(t) = & \sum_{l=1}^L \sum_{i=1}^L \zeta^l (\mathbf{A}_l \mathbf{x}(t) \\ & + \mathbf{B}_l \mathbf{K}_i \mathbf{x}(t_k - \tau_k - (\eta_k + 1)h)) + \boldsymbol{\omega}(t) \end{aligned} \quad (8)$$

for $t_k \leq t \leq t_{k+1}$. Since

$$t_{k+1} - t_k - (\eta_k + 1)h = t - \tau_{min} - \tau(t) \quad (9)$$

where

$$\tau(t) = t - t_k - \tau_{min} + \tau_k + (\eta_k + 1)h$$

in which $t_k \leq t \leq t_{k+1}$. By (2), we can obtain

$$0 \leq \tau(t) \leq \kappa \quad (10)$$

where

$$\kappa = \tau_{max} - \tau_{min} + 2(\eta_{max} + 1)h \quad (11)$$

Substituting (11) into (8) yields, for $t_k \leq t \leq t_{k+1}$,

$$\begin{aligned} \dot{\mathbf{x}}(t) = & \sum_{l=1}^L \sum_{i=1}^L \zeta^l (\mathbf{A}_l \mathbf{x}(t) \\ & + \mathbf{B}_l \mathbf{K}_i \mathbf{x}(t - \tau_{min} - \tau(t))) + \boldsymbol{\omega}(t) \end{aligned} \quad (12)$$

Consequently, we have the following main result:

Theorem. Consider a class of networked control system with the controlled plant which is described by the T-S fuzzy model as (1). Suppose that **Assumptions 1-3** are satisfied, \mathbf{R} is a given symmetric positive definite weighting matrix, and $0 < \rho < 1$ is the design constant serving as an attenuation level. Let the symmetric positive definite matrices \mathbf{P} , \mathbf{Q} , \mathbf{M}_1 and \mathbf{M}_2 and a positive constant ρ be the solution of the following quadratic matrix inequalities:

$$\Pi_{1l} - \mathbf{R} < 0 \quad (13a)$$

$$\Pi_{2l} < 0 \quad (13b)$$

$$\lambda_{max}(\Pi_3) < \rho \quad (13c)$$

where

$$\begin{aligned} \Pi_{1l} = & \mathbf{A}_l^T \mathbf{P} + \mathbf{P} \mathbf{A}_l + (\sigma^{-1} \mathbf{I} + \mathbf{I}) \mathbf{P} \mathbf{P} + \tau_{min}(\mathbf{I} \\ & + \mathbf{M}_1 + \mathbf{M}_1 \mathbf{M}_1) + \kappa(\mathbf{I} + \mathbf{M}_2 + \mathbf{M}_2 \mathbf{M}_2) + \mathbf{Q} \end{aligned}$$

$$\begin{aligned} \Pi_{2l} = & \mathbf{K}_l^T \mathbf{B}_l^T (\mathbf{I} + 2\tau_{min} \mathbf{I} + 2\kappa \mathbf{I} + \tau_{min} \mathbf{M}_1 \\ & + \kappa \mathbf{M}_2) \mathbf{B}_l \mathbf{K}_l - \mathbf{Q} \end{aligned}$$

$$\Pi_3 = \rho + \tau_{min}(\mathbf{M}_1 + 2\mathbf{M}_1 \mathbf{M}_1) + \kappa(\mathbf{M}_2 + 2\mathbf{M}_2 \mathbf{M}_2)$$

where $l = 1, 2, \dots, L, i = 1, 2, \dots, L$, and $\lambda_{max}(\Pi_3)$ denotes the maximum eigenvalue of Π_3 . Therefore, if the H_∞ fuzzy controller is given as (4), the H_∞ control performance given as (3) for the overall system can be guaranteed.

Proof. Consider the Lyapunov-Krasovskii function candidate [16, 17] as

$$V(t) = V_1(t) + V_2(t) + V_3(t) \quad (14)$$

for $t_k \leq t \leq t_{k+1}$, where

$$\begin{aligned} V_1(t) &= \mathbf{x}^T(t) \mathbf{P} \mathbf{x}(t) \\ V_2(t) &= \int_{t-\tau_{\min}-\tau}^t \mathbf{x}^T(\phi) \mathbf{P} \mathbf{x}(\phi) d\phi \\ V_3(t) &= \int_{-\tau_{\min}}^0 \int_{t-\tau_{\min}-\tau}^t \dot{\mathbf{x}}^T(\phi) \mathbf{M}_1 \dot{\mathbf{x}}(\phi) d\phi d\varphi \\ &\quad + \int_{-\tau_{\min}-\kappa}^{-\tau_{\min}} \int_{t-\varphi}^t \dot{\mathbf{x}}^T(\phi) \mathbf{M}_2 \dot{\mathbf{x}}(\phi) d\phi d\varphi \end{aligned}$$

Then, for $t_k \leq t \leq t_{k+1}$, the time derivative of $V_1(t)$ can be obtained as

$$\begin{aligned} \dot{V}_1(t) &= \dot{\mathbf{x}}^T(t) \mathbf{P} \mathbf{x}(t) + \mathbf{x}^T(t) \mathbf{P} \dot{\mathbf{x}}(t) \\ &= \sum_{l=1}^L \sum_{i=1}^L \zeta^l \zeta^i (\mathbf{x}^T(t) \mathbf{A}_l^T \mathbf{P} \mathbf{x}(t) \\ &\quad + \mathbf{x}^T(t) \mathbf{P} \mathbf{A}_l \mathbf{x}(t) \\ &\quad + \mathbf{x}^T(t - \tau_{\min} - \tau(t)) \mathbf{K}_i^T \mathbf{B}_l^T \mathbf{P} \mathbf{x}(t) \\ &\quad + \mathbf{x}^T(t) \mathbf{P} \mathbf{B}_l \mathbf{K}_i \mathbf{x}(t - \tau_{\min} - \tau(t)) \\ &\quad + \boldsymbol{\omega}^T(t) \mathbf{P} \mathbf{x}(t) + \mathbf{x}^T(t) \mathbf{P} \boldsymbol{\omega}(t)) \\ &\leq \sum_{l=1}^L \sum_{i=1}^L \zeta^l \zeta^i (\mathbf{x}^T(t) (\mathbf{A}_l^T \mathbf{P} + \mathbf{P} \mathbf{A}_l + (\rho^{-1} \mathbf{I} + \mathbf{I}) \mathbf{P} \mathbf{P}) \mathbf{x}(t) \\ &\quad + \mathbf{x}^T(t - \tau_{\min} - \tau(t)) \mathbf{K}_i^T \mathbf{B}_l^T \mathbf{B}_l \mathbf{K}_i \mathbf{x}(t - \tau_{\min} - \tau(t)) \\ &\quad + \boldsymbol{\sigma} \boldsymbol{\omega}^T(t) \boldsymbol{\omega}(t)) \end{aligned} \quad (15)$$

By using Newton-Leibniz formula [18], we obtain

$$\begin{aligned} \dot{V}_2(t) &= \mathbf{x}^T(t) \mathbf{Q} \mathbf{x}(t) - \mathbf{x}^T(t - \tau_{\min} - \tau(t)) \mathbf{Q} \mathbf{x}(t) \\ &\quad - \tau_{\min} - \tau(t) \end{aligned} \quad (16)$$

for $t_k \leq t \leq t_{k+1}$. Moreover, the time derivative of $V_3(t)$ can be obtained as

$$\begin{aligned} \dot{V}_3(t) &= \tau_{\min} \dot{\mathbf{x}}^T(t) \mathbf{M}_1 \dot{\mathbf{x}}(t) - \int_{t-\tau_{\min}}^t \dot{\mathbf{x}}^T(\phi) \mathbf{M}_1 \dot{\mathbf{x}}(\phi) d\phi \\ &\quad + \kappa \dot{\mathbf{x}}^T(t) \mathbf{M}_2 \dot{\mathbf{x}}(t) - \int_{t-\tau_{\min}-\kappa}^t \dot{\mathbf{x}}^T(\phi) \mathbf{M}_2 \dot{\mathbf{x}}(\phi) d\phi \\ &\leq \tau_{\min} \dot{\mathbf{x}}^T(t) \mathbf{M}_1 \dot{\mathbf{x}}(t) + \kappa \dot{\mathbf{x}}^T(t) \mathbf{M}_2 \dot{\mathbf{x}}(t) \end{aligned} \quad (17)$$

for $t_k \leq t \leq t_{k+1}$. From (12), we have

$$\begin{aligned} \dot{\mathbf{x}}^T(t) \mathbf{M}_1 \dot{\mathbf{x}}(t) &= \sum_{l=1}^L \sum_{i=1}^L \zeta^l \zeta^i (\mathbf{x}^T(t) \mathbf{A}_l^T + \mathbf{x}^T(t - \tau_{\min} \\ &\quad - \tau(t)) \mathbf{K}_i^T \mathbf{B}_l^T + \boldsymbol{\omega}^T(t)) \mathbf{M}_1 (\mathbf{A}_l \mathbf{x}(t) \\ &\quad + \mathbf{B}_l \mathbf{K}_i \mathbf{x}(t - \tau_{\min} - \tau(t)) + \boldsymbol{\omega}(t)) \\ &\leq \sum_{l=1}^L \sum_{i=1}^L \zeta^l \zeta^i (\mathbf{x}^T(t) \mathbf{A}_l^T (\mathbf{I} + \mathbf{M}_1 + \mathbf{M}_1 \mathbf{M}_1) \mathbf{A}_l \mathbf{x}(t) \\ &\quad + \mathbf{x}^T(t - \tau_{\min} - \tau(t)) \mathbf{K}_i^T \mathbf{B}_l^T (\mathbf{I} \\ &\quad + 2\mathbf{M}_1) \mathbf{B}_l \mathbf{K}_i \mathbf{x}(t - \tau_{\min} - \tau(t)) \\ &\quad + \boldsymbol{\omega}^T(t) (\mathbf{M}_1 + 2\mathbf{M}_1 \mathbf{M}_1) \boldsymbol{\omega}(t)) \end{aligned}$$

and

$$\begin{aligned} \dot{\mathbf{x}}^T(t) \mathbf{M}_2 \dot{\mathbf{x}}(t) &\leq \sum_{l=1}^L \sum_{i=1}^L \zeta^l \zeta^i (\mathbf{x}^T(t) \mathbf{A}_l^T (\mathbf{I} \\ &\quad + \mathbf{M}_2 + \mathbf{M}_2 \mathbf{M}_2) \mathbf{A}_l \mathbf{x}(t) \\ &\quad + \mathbf{x}^T(t - \tau_{\min} - \tau(t)) \mathbf{K}_i^T \mathbf{B}_l^T (\mathbf{I} \\ &\quad + 2\mathbf{M}_2) \mathbf{B}_l \mathbf{K}_i \mathbf{x}(t - \tau_{\min} - \tau(t)) \\ &\quad + \boldsymbol{\omega}^T(t) (\mathbf{M}_2 + 2\mathbf{M}_2 \mathbf{M}_2) \boldsymbol{\omega}(t)) \end{aligned}$$

Therefore, for $t_k \leq t \leq t_{k+1}$, we have

$$\begin{aligned} \dot{V}_3(t) &\leq \sum_{l=1}^L \sum_{i=1}^L \zeta^l \zeta^i (\mathbf{x}^T(t) \mathbf{A}_l^T (\tau_{\min} (\mathbf{I} + \mathbf{M}_1 + \mathbf{M}_1 \mathbf{M}_1) \\ &\quad + \kappa (\mathbf{I} + \mathbf{M}_2 + \mathbf{M}_2 \mathbf{M}_2)) \mathbf{A}_l \mathbf{x}(t) \\ &\quad + \mathbf{x}^T(t - \tau_{\min} - \tau(t)) \mathbf{K}_i^T \mathbf{B}_l^T (\tau_{\min} \mathbf{I} + \kappa \mathbf{I} + 2\tau_{\min} \mathbf{M}_1 \\ &\quad + 2\kappa \mathbf{M}_2) \mathbf{B}_l \mathbf{K}_i \mathbf{x}(t - \tau_{\min} - \tau(t)) \\ &\quad + \boldsymbol{\omega}^T(t) (\tau_{\min} \mathbf{M}_1 + \tau_{\min} \mathbf{M}_1 \mathbf{M}_1 \\ &\quad + \kappa \mathbf{M}_2 + \kappa \mathbf{M}_2 \mathbf{M}_2) \boldsymbol{\omega}(t)) \end{aligned} \quad (18)$$

Thus, by (14), (16) and (18), we obtain

$$\begin{aligned} \dot{V}(t) &\leq \sum_{l=1}^L \sum_{i=1}^L \zeta^l \zeta^i (\mathbf{x}^T(t) \Pi_{1l} \mathbf{x}(t) \\ &\quad + \mathbf{x}^T(t - \tau_{\min} - \tau(t)) \Pi_{2il} \mathbf{x}(t - \tau_{\min} - \tau(t)) \\ &\quad + \boldsymbol{\omega}^T(t) \Pi_3 \boldsymbol{\omega}(t)) \end{aligned} \quad (19)$$

for $t_k \leq t \leq t_{k+1}$. With (13a), (13b) and (13c), (19) can be written as

$$\dot{V}(t) \leq \mathbf{x}^T(t) \mathbf{R} \mathbf{x}(t) + \rho \boldsymbol{\omega}^T(t) \Pi_3 \boldsymbol{\omega}(t) \quad (20)$$

Integrating both sides of (20) yields

$$V(t_f) - V(t_0) \leq - \int_{t_0}^{t_f} \mathbf{x}^T(t) \mathbf{R} \mathbf{x}(t) dt + \rho \int_{t_0}^{t_f} \boldsymbol{\omega}^T(t) \boldsymbol{\omega}(t) dt$$

Thus,

$$\int_{t_0}^{t_f} \mathbf{x}^T(t) \mathbf{R} \mathbf{x}(t) dt \leq V(t_0) + \rho \int_{t_0}^{t_f} \boldsymbol{\omega}^T(t) \boldsymbol{\omega}(t) dt$$

So, the H_∞ control performance in (3) is achieved. This completes the proof. \square

Remark: Consider NCS with $\boldsymbol{\omega}(t) \equiv \mathbf{0}$ If there exists the symmetric positive definite matrices $\mathbf{P}, \mathbf{Q}, \mathbf{M}_1$ and \mathbf{M}_2 , and a positive constant ρ such that

$$\Pi_{1l} = \Pi_{1l}^T < 0 \tag{21a}$$

$$\Pi_{2il} = \Pi_{2ij}^T < 0 \tag{21b}$$

for $i = 1, 2, \dots, L, j = 1, 2, \dots, L$. The overall system would be asymptotical stable. \square

Next, in order to solve the control problem more efficiently, the objective can be formulated as the following LMI problem

$$\begin{aligned} & \min_{\mathbf{P}, \mathbf{Q}, \mathbf{M}_1, \mathbf{M}_2, \sigma, \rho} \rho \\ & \text{Subject to } \Pi_{1l} - \mathbf{R} < 0 \\ & \Pi_{2il} < 0 \\ & \lambda_{\max}(\Pi_3) < \rho \\ & \text{for } i = 1, 2, \dots, L, j = 1, 2, \dots, L \end{aligned} \tag{22}$$

so that the attenuation level ρ in the H_∞ control performance given by (3) is reduced as small as possible. After that, by the Schur complements [12, 13], the minimization problem of (22) can be formulated in terms of the following eigenvalue problem (EVP):

$$\begin{aligned} & \min_{\mathbf{P}, \mathbf{Q}, \mathbf{M}_1, \mathbf{M}_2, \sigma, \rho} \rho \\ & \text{Subject to } \Lambda_{1l} < 0 \\ & \Lambda_{2il} < 0 \\ & \lambda_{\max}(\Pi_3) < \rho \\ & \text{for } i = 1, 2, \dots, L, j = 1, 2, \dots, L \end{aligned} \tag{23}$$

where

$$\Lambda_{1l} = \begin{bmatrix} \mathbf{A}_l^T \mathbf{P} + \mathbf{P} \mathbf{A}_l + \mathbf{Q} & \mathbf{0} & \mathbf{0} & \mathbf{0} & \mathbf{P} \\ + \tau_{\min}(\mathbf{I} + \mathbf{M}_1) & \mathbf{0} & \mathbf{0} & \mathbf{0} & \mathbf{P} \\ + \kappa(\mathbf{I} + \mathbf{M}_2) & \mathbf{0} & \mathbf{0} & \mathbf{0} & \mathbf{P} \\ \mathbf{0} & -\sigma \mathbf{0} & \mathbf{0} & \mathbf{0} & \mathbf{P} \\ \mathbf{0} & \mathbf{0} & \mathbf{I} & \mathbf{0} & \mathbf{M}_1 \\ \mathbf{0} & \mathbf{0} & \mathbf{0} & -\tau_{\min}^{-1} & \mathbf{M}_2 \\ \mathbf{P} & \mathbf{P} & \mathbf{M}_1 & \mathbf{M}_2 & -\kappa^{-1} \end{bmatrix}$$

$$\Lambda_{2il} = \begin{bmatrix} -(\mathbf{I} + 2\tau_{\min} \mathbf{I} + 2\kappa \mathbf{I} + \tau_{\min} \mathbf{M}_1 + \kappa \mathbf{M}_2)^{-1} \mathbf{B}_l \mathbf{K}_i \\ \mathbf{K}_i^T \mathbf{B}_i^T & -\mathbf{Q} \end{bmatrix}$$

And the EVP can be solved by the convex optimization techniques.

From **Theorem** and the aforementioned minimization problem, the design procedure for the proposed H_∞ fuzzy controller can be presented as follows:

Design Procedure

Step 1: Based on the T-S fuzzy model (1), specify the controller gain matrices $\mathbf{K}_l (l = 1, 2, \dots, L)$

Step 2: Specify \mathbf{R} and a prescribed attenuation level ρ . Then, solve the EVP given by (23) to obtain the symmetric positive definite matrices $\mathbf{P}, \mathbf{Q}, \mathbf{M}_1$ and \mathbf{M}_2 , and a positive constant σ .

Step 3: Obtain and the H_∞ fuzzy controller (4) for the networked control system.

4 Illustrative Example

In this section, an inverted pendulum system simulated as the controlled plant to demonstrate the performance of the proposed control strategy. Let be the angular of the pendulum with respect to the vertical line and $x_1(t)$ be the applied the control signal. Define $\mathbf{x}(t) = [x_1(t), \dot{x}_1(t)]^T = [x_1(t), x_2(t)]^T$ the dynamic equations of the inverted pendulum system can be described as follows [14]:

$$\begin{aligned} x_1(t) &= x_2(t) \\ \dot{x}_1(t) &= \frac{g \sin(x_1) - am_p l x_2^2 \sin(x_1) \cos(x_1)}{(4l/3) - am_p l \cos^2(x_1)} \\ &+ \frac{a \cos(x_1) u_1}{(4l/3) - am_p l \cos^2(x_1)} + \boldsymbol{\omega}(t) \end{aligned}$$

where $a = m_c + m_p, g = 9.8m/s^2$ is the acceleration due to gravity, m_c is the mass of the cart, m_p is the mass of the pole and l is the half length of the pole. In this simulation, we set $m_c = 1kg, m_p = 0.1kg$ and $l = 0.5m$ the sampling period be 0.001sec.

Here, the T-S fuzzy model is design as follows:

PlantRule 1:

IF $x_1(t)$ is about 0,
THEN $\dot{\mathbf{x}}(t) = \mathbf{A}_1 \mathbf{x}(t) + \mathbf{B}_1 u(t) + \boldsymbol{\omega}(t)$

PlantRule 2:

IF $x_1(t)$ is about $\pm \pi/2$,
THEN $\dot{\mathbf{x}}(t) = \mathbf{A}_2 \mathbf{x}(t) + \mathbf{B}_2 u(t) + \boldsymbol{\omega}(t)$

where

$$\begin{aligned} \mathbf{A}_1 &= \begin{bmatrix} 0 & 1 \\ \frac{g}{(4l/3) - am_p l} & 0 \end{bmatrix} \mathbf{B}_1 = \begin{bmatrix} 0 \\ \frac{a}{(4l/3) - am_p l} \end{bmatrix} \\ \mathbf{A}_2 &= \begin{bmatrix} 0 & 1 \\ \frac{2g}{\pi((4l/3) - am_p l b^2)} & 0 \end{bmatrix} \mathbf{B}_2 = \begin{bmatrix} 0 \\ \frac{ab}{(4l/3) - am_p l b^2} \end{bmatrix} \end{aligned}$$

in which $b = \cos(88^\circ)$. Here, we choose the fuzzy

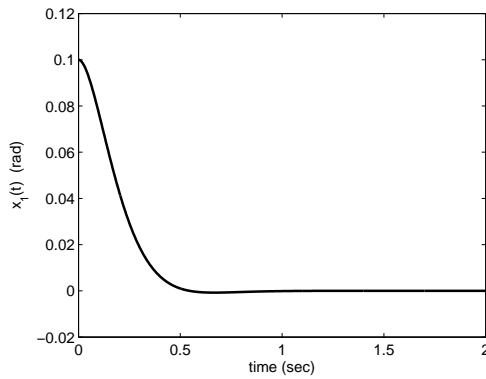


Fig. 3: The trajectory of $x_1(t)$

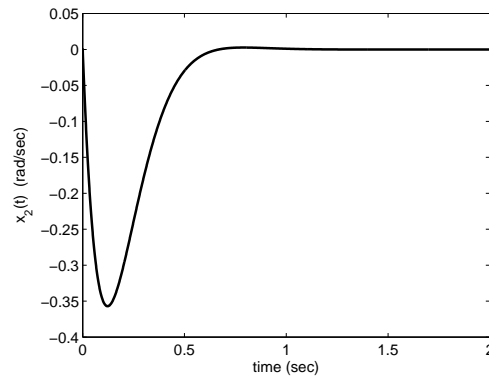


Fig. 4: The trajectory of $x_2(t)$

membership functions as

$$F_{x_1}^1 = (0.5\pi - |x_1|)/(0.5\pi), \text{ and } F_{x_1}^2 = 1 - F_{x_1}^1,$$

and the initial state is chosen as

$$\mathbf{x}(0) = [x_1(0), x_2(0)]^T = [0.1, 0]^T$$

Based on the *Design Procedure*, the proposed H_∞ fuzzy controller can be designed by the following steps:

Step 1: Based on the T-S fuzzy model (1), specify the controller gain matrices $\mathbf{K}_1 = \mathbf{K}_2 = [1, 5]$

Step 2: Specify $\mathbf{R} = \begin{bmatrix} 25 & 0 \\ 0 & 125 \end{bmatrix}$ and a prescribed attenuation level $\rho = 0.5$. Then, solve the EVP given by (23) to obtain the symmetric positive definite matrices

$$\mathbf{P} = \begin{bmatrix} 1 & 0 \\ 0 & 1 \end{bmatrix}, \mathbf{Q} = \begin{bmatrix} 10 & 0 \\ 0 & 90 \end{bmatrix}, \mathbf{M}_1 = \begin{bmatrix} 0.1 & 0 \\ 0 & 0.1 \end{bmatrix},$$

$$\mathbf{M}_2 = \begin{bmatrix} 0.01 & 0 \\ 0 & 0.01 \end{bmatrix}, \text{ and } \sigma = 0.1.$$

Step 3: Obtain and the H_∞ fuzzy controller (4) for the networked control system.

Simulation results are shown in **Fig. 3-5**. The trajectory of $x_1(t)$ and $x_2(t)$ shown in **Fig. 3** and **Fig. 4**, respectively, and the control signal $u(t)$ is shown in **Fig. 5**. From the simulation results, we can see that the proposed control strategy performs good stability and can inhibit effectively the effect of “network transmission delay” and “data packet dropout”.

5 Conclusions

This paper proposed the H_∞ fuzzy controller design for a class of nonlinear networked control system. First, a T-S

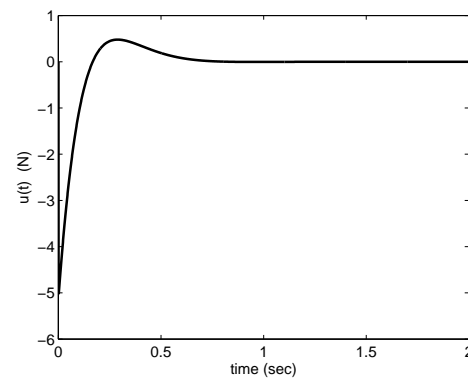


Fig. 5: The trajectory of $u(t)$

fuzzy model would be applied to describe the input-output relation of nonlinear networked control system (NSC). Based on the T-S fuzzy model, the H_∞ fuzzy control is proposed to inhibit the effect of “network transmission delay” and “data packet dropout,” and to stabilize the overall system. With chosen the Lyapunov-Krasovskii function, based on Lyapunov stability theorem, we obtain the Lyapunov stability criterion and guarantee the H_∞ control performance of the overall system. The proposed control strategy has the following advantages: (1) The H_∞ control performance and the stability of the overall system can be guaranteed. (2) The effect of “network transmission delay” and “data packet dropout” is inhibited successfully.

Acknowledgement

This paper is supported in part by the National Science Council of Taiwan under Grant NSC 99-2221-E-262-021. The authors are grateful to the anonymous referee for a careful checking of the details and for helpful comments that improved this paper.

References

- [1] G. C. Walsh, H. Ye, and L. G. Bushnell, Stability analysis of networked control systems. *IEEE Transactions on Control System Technology*. (2002), **10**, 438-446.
- [2] P. Seiler, and R. Sengupta, An H_∞ approach to networked control. *IEEE Transactions on Automatic Control*. (2005), **50**, 356-364.
- [3] D. Huang, and S. K. Nguang, State feedback control of uncertain networked control systems with random time delays. *IEEE Transactions on Automatic Control*. (2008), **53**(3), 829-834.
- [4] C. Peng and T. C. Yang, Communication-delay-distribution-dependent networked control for a class of T-S fuzzy systems. *IEEE Transactions on Fuzzy System*. (2010), **18**, 326-335.
- [5] Y. Shi and B. Yub, Robust mixed H_2/H_∞ control of networked control systems with random time delays in both forward and backward communication links. *Automatica*. (2011), **47**, 754-760.
- [6] B. S. Chen, C. H. Lee, and Y. C. Chang, H_∞ Tracking design of uncertain nonlinear SISO systems: adaptive fuzzy approach. *IEEE Transactions on Fuzzy System*. (1996), **4**, 32-43.
- [7] Y. Yang, and C. Zhou, Adaptive fuzzy H_∞ stabilization for strict-feedback canonical nonlinear systems via backstepping and small-gain approach. *IEEE Transactions on Fuzzy System*, (2005), **13**, 104-114.
- [8] S. H. Kim, and P. G. Park, Relaxed H_∞ stabilization conditions for discrete-time fuzzy systems with interval time-varying delays. *IEEE Transactions on Fuzzy System*. (2009), **17**, 1441-1449.
- [9] H. Dong, Z. Wang, D. W. C. Ho, and H. Gao, Robust H_∞ fuzzy output-feedback control with multiple probabilistic delays and multiple missing measurements. *IEEE Transactions on Fuzzy System*. (2010), **18**, 712-724.
- [10] S. Boyd, E. Ghaoui, E. Feron, and V. Balakrishnan, *Linear Matrix Inequalities in System and Control Theory*. (SIAM, Philadelphia, PA, 1994).
- [11] P. Gahinet, A. Nemirovski, A. J. Laub, and M. Chilali, *LMI Control Toolbox Users Guide* (The Math Works, Natick, MA, 1995).
- [12] C. C. Kung, and T. H. Chen, H_∞ tracking based-adaptive fuzzy sliding mode controller design for nonlinear systems. *IET Control Theory & Applications*. (2007), **1**, 82-89.
- [13] P. Lin and Y. Jia, Average consensus in networks of multi-agents with both switching topology and coupling time-delay. *Physica A*. (2008), **387**, 303-313.
- [14] L. X. Wang. *A Course in Fuzzy Systems and Control* (Prentice Hall, NJ, 1997).
- [15] Q. L. Han, Absolute stability of time-delay systems with sector-bounded nonlinearity. *Automatica*. (2005), **41**, 2171-2176.
- [16] H. Gorecki, S. Fuksa, P. Grabowski, and A. Korytowski, *Analysis and Synthesis of Time Delay Systems*. (PWN-Polish Scientific Publishers, 1989).
- [17] J. H. Kim. Delay and its time-derivative dependent robust stability of time-delayed linear systems with uncertainty. *IEEE Transactions on Automatic Control*. (2001), **46**, 789-792.
- [18] D. G. Luenberger, *Linear and Nonlinear Programming*. (Addison-Wesley Publishing Company, MA, 1984.)



Ti-Hung Chen received the Ph.D. degrees in electrical engineering from Tatung University, Taipei, Taiwan, R.O.C.. He is currently an Assistant Professor with the Department of Computer Information and Network Engineering, Lунghwa University of Science and Technology, Taoyuan, Taiwan, R.O.C.. His researches interests are in the areas of include artificial intelligence, fuzzy control, and H_∞ control.