

# Transmuted Ishita Distribution and Its Applications

Mohammed M. Gharaibeh\* and Amer I. Al-Omari

Department of Mathematics, Faculty of Science, Al al-Bayt University, Mafraq 25113, Jordan

Received: 2 Jan. 2019, Revised: 26 Mar. 2019, Accepted: 29 Mar. 2019

Published online: 1 Jul. 2019

**Abstract:** In this paper, we use quadratic rank transmutation map to propose a new distribution called Transmuted Ishita Distribution (TID). The proposed distribution is a generalization of Ishita distribution. Many properties of this distribution are investigated such as: the reliability, hazard rate and cumulative hazard functions,  $r$ th moment, moment-generating function, order statistics, generalized entropy, quantile function. The maximum likelihood method is used to estimate the unknown parameters of the TID. The proposed distribution is used for modeling a real-life data set. It is found that the TID is a better fit for this data set than some other available distributions.

**Keywords:** Transmuted Ishita distribution, Moments, Skewness, Kurtosis, Entropy, Order statistics, Quantile function, Reliability.

## 1 Introduction

Classical families of distributions might not be adequate for modeling many real data. Therefore, generalizing the existing distributions by adding one or more parameters allows the resulted distributions to be more appropriate to fit real-life data. Shaw and Buckley (2007) employed the quadratic rank transmutation map to generate a general and flexible family of distributions called transmuted family of distributions.

Transmuted distributions have received a lot of attention in the past years. Aryal and Tsokos (2011, 2013) used transmutation with Weibull and log-logistic distributions. Merovci (2013a,b) considered the quadratic rank transmutation map to develop the transmuted Lindley distribution and transmuted Rayleigh distribution. Cordeiro et al. (2013) derived the transmuted exponentiated generalized  $G$  family as an extension of the exponentiated generalized  $G$  class of distributions. Bourguignon et al. (2016) gave a simple representation for the transmuted  $G$ -family density function as a linear mixture of the  $G$  and the exponentiated- $G$  densities. A transmuted Lomax distribution is introduced by Ashour and Eltehiwy (2013). In addition to the aforementioned work, transmutation have been used to generalize several more distributions such as the transmuted Lindley-Geometric distribution (Merovci and Elbatal, 2014), transmuted exponentiated Fréchet distribution (Elbatal et al., 2014), transmuted new modified weibull distribution (Vardhan and Balaswamy, 2016), transmuted Burr Type XII distribution (Khazaleh, 2016), transmuted Weibull Fréchet distribution (Afify et al., 2016), transmuted Mukherjee-Islam distribution (Al-zou'bi, 2017), and transmuted Janardan distribution (Al-Omari et al., 2017). We use the quadratic rank transmutation map to introduce a new distribution namely, Transmuted Ishita Distribution (TID). This proposed distribution is a generalization of the Ishita distribution (Shanker and Shukla, 2017).

The rest of this paper is organized as follows: the definition of Ishita distribution and its basic properties are given in Section 2. In Section 3, we define the probability density function (*pdf*) and cumulative distribution function (*cdf*) of the TID. In Section 4, the reliability, hazard rate, cumulative hazard, reversed hazard and odds functions of the proposed distribution are obtained. The distribution of order statistics is presented in Section 5. Some properties including the  $r^{\text{th}}$  moment, mean, variance, skewness, kurtosis, coefficient of variation and the moment generating function of the TID are studied in Section 6. In Section 7, the maximum likelihood estimates of the distribution parameters are discussed. The generalized entropy is presented in Section 8. Section 9 provides the  $q^{\text{th}}$  quantile of the TID. Application of the TID is considered in Section 10. The paper is concluded in Section 11.

\* Corresponding author e-mail: [mmgharaibeh@gmail.com](mailto:mmgharaibeh@gmail.com)

## 2 Ishita Distribution

Ishita distribution was proposed by Shanker and Shukla (2017). This distribution is a two-component mixture of exponential distribution with parameter  $\eta$  and a gamma distribution with parameters  $(3, \eta)$  using mixing proportion  $\frac{\eta^3}{\eta^3+2}$ .

The probability density function (*pdf*) of the Ishita distribution is given by:

$$f(x) = \frac{\eta^3}{\eta^3+2}(\eta+x^2)e^{-\eta x}; x > 0, \eta > 0, \quad (1)$$

with a corresponding cumulative distribution function (*cdf*) defined as:

$$F(x) = 1 - \left(1 + \frac{\eta x(\eta x + 2)}{\eta^3 + 2}\right) e^{-\eta x}; x > 0, \eta > 0. \quad (2)$$

The moment-generating function and  $r^{\text{th}}$  moment of the Ishita distribution random variable are, respectively, given by

$$M_X(t) = \sum_{k=0}^{\infty} \frac{\eta^3 + (k+1)(k+2)}{\eta^3 + 2} \left(\frac{t}{\eta}\right)^k, \quad (3)$$

and

$$E(X^r) = \frac{r! (\eta^3 + (r+1)(r+2))}{\eta^r (\eta^3 + 2)}; \quad r = 1, 2, 3, \dots \quad (4)$$

## 3 Transmuted Ishita Distribution

**Definition 1.** A random variable  $X$  is said to have a transmuted distribution (see [1]) if its *cdf* is given by

$$F_T(x) = (1 + \lambda)F(x) - \lambda[F(x)]^2, \quad -1 \leq \lambda \leq 1, \quad (5)$$

where  $F(x)$  is the *cdf* of the base distribution.

The *pdf* of the transmuted random variable is given by

$$f_T(x) = f(x)(1 + \lambda - 2\lambda F(x)), \quad (6)$$

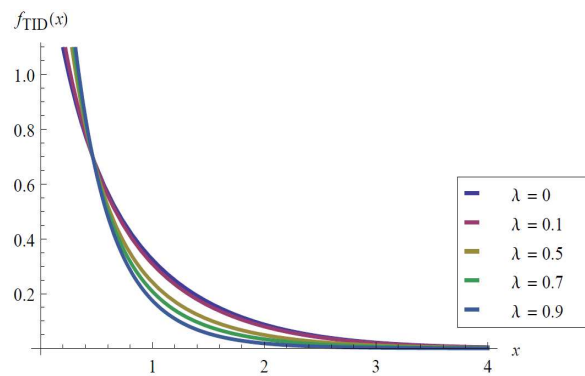
where  $f(x)$  is the *pdf* of the base distribution.

Therefore, by plugging equation (2) in (5), the *cdf* of the TID random variable,  $X$ , is defined as:

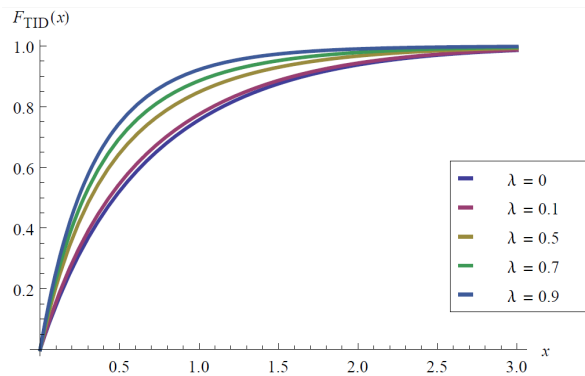
$$\begin{aligned} F_{TID}(x) &= (1 + \lambda) \left[1 - \left(1 + \frac{\eta x(\eta x + 2)}{\eta^3 + 2}\right) e^{-\eta x}\right] - \lambda \left[1 - \left(1 + \frac{\eta x(\eta x + 2)}{\eta^3 + 2}\right) e^{-\eta x}\right]^2 \\ &= 1 - \left(1 + \frac{\eta x(\eta x + 2)}{\eta^3 + 2}\right) e^{-\eta x} \left[1 - \lambda + \lambda \left(1 + \frac{\eta x(\eta x + 2)}{\eta^3 + 2}\right) e^{-\eta x}\right], \end{aligned} \quad (7)$$

with corresponding *pdf* given by

$$f_{TID}(x) = \frac{\eta^3}{\eta^3 + 2}(\eta + x^2)e^{-\eta x} \left[1 - \lambda + 2\lambda \left(1 + \frac{\eta x(\eta x + 2)}{\eta^3 + 2}\right) e^{-\eta x}\right]. \quad (8)$$



**Fig. 1:** The *pdf* of the TID distribution with  $\eta = 2$  and  $\lambda = 0, 0.1, 0.5, 0.7, 0.9$



**Fig. 2:** The *cdf* of the TID distribution with  $\eta = 2$  and  $\lambda = 0, 0.1, 0.5, 0.7, 0.9$

Figures 1 and 2 show the *pdf* and *cdf* of the TID with different values of the distribution parameters. It is clear that the TID is skewed to the right.

#### 4 Reliability analysis

The reliability or survival function,  $R(x)$ , is the probability that an object of interest survives beyond a specified time  $x$ . Using (7), the reliability function of the TID is given by

$$R_{TID}(x) = 1 - F_{TID}(x) = \left(1 + \frac{\eta x(\eta x + 2)}{\eta^3 + 2}\right) e^{-\eta x} \left[1 - \lambda + \lambda \left(1 + \frac{\eta x(\eta x + 2)}{\eta^3 + 2}\right) e^{-\eta x}\right]. \tag{9}$$

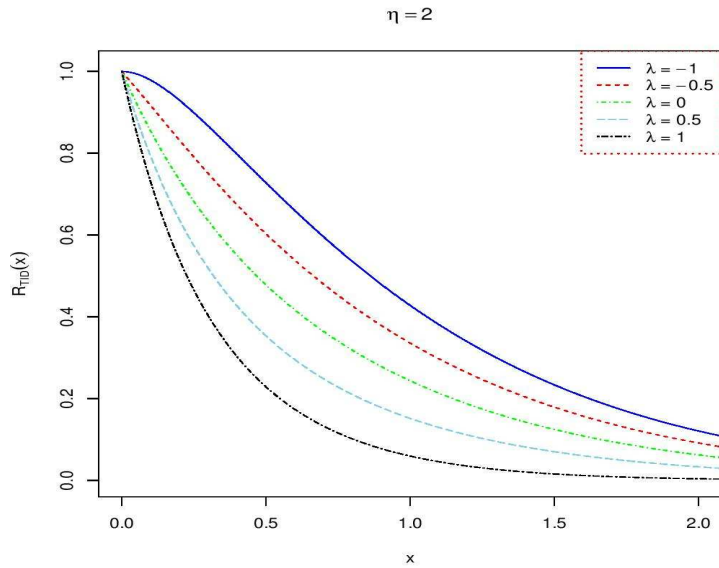
The hazard or failure rate function  $H(x)$  is defined as the ratio of the probability density function and the survival function. Using (8) and (9), the hazard rate function of the TID is defined as

$$H_{TID}(x) = \frac{f_{TID}(x)}{1 - F_{TID}(x)} = \frac{\eta^3(\eta + x^2) \left[1 - \lambda + 2\lambda \left(1 + \frac{\eta x(\eta x + 2)}{\eta^3 + 2}\right) e^{-\eta x}\right]}{\left[\eta^3 + 2 + \eta x(\eta x + 2)\right] \left[1 - \lambda + \lambda \left(1 + \frac{\eta x(\eta x + 2)}{\eta^3 + 2}\right) e^{-\eta x}\right]}. \tag{10}$$

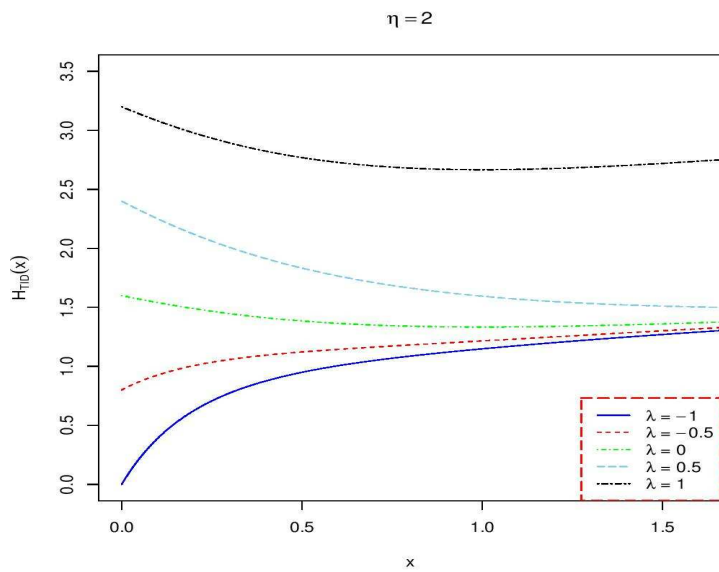
The cumulative hazard function  $H_{TIDcum}(x)$  is

$$\begin{aligned} H_{TIDcum}(x) &= -\ln(1 - F_{TID}(x)) \\ &= \eta x - \ln\left(1 + \frac{\eta x(\eta x + 2)}{\eta^3 + 2}\right) - \ln\left[1 - \lambda + \lambda \left(1 + \frac{\eta x(\eta x + 2)}{\eta^3 + 2}\right) e^{-\eta x}\right]. \end{aligned} \tag{11}$$

The reliability and hazard functions of the TID for some values of the distribution parameters are shown in Figures 3 and 4.



**Fig. 3:** The reliability of the TID with  $\eta = 2$  and  $\lambda = -1, -0.5, 0, 0.5, 1$



**Fig. 4:** The hazard of the TID with  $\eta = 2$  and  $\lambda = -1, -0.5, 0, 0.5, 1$

The reversed hazard rate function and odds function of the TID are

$$RH_{TID}(x) = \frac{f_{TID}(x)}{F_{TID}(x)} = \frac{\frac{\eta^3}{\eta^3+2}(\eta+x^2) \left[ 1 - \lambda + 2\lambda \left( 1 + \frac{\eta x(\eta x+2)}{\eta^3+2} \right) e^{-\eta x} \right]}{e^{\eta x} - \left( 1 + \frac{\eta x(\eta x+2)}{\eta^3+2} \right) \left[ 1 - \lambda + \lambda \left( 1 + \frac{\eta x(\eta x+2)}{\eta^3+2} \right) e^{-\eta x} \right]}, \quad (12)$$

and

$$O_{TID}(x) = \frac{F_{TID}(x)}{1 - F_{TID}(x)} = \frac{e^{\eta x}}{\left( 1 + \frac{\eta x(\eta x+2)}{\eta^3+2} \right) \left[ 1 - \lambda + \lambda \left( 1 + \frac{\eta x(\eta x+2)}{\eta^3+2} \right) e^{-\eta x} \right]} - 1. \quad (13)$$

The cumulative hazard, reversed hazard, and odds functions of the TID for some values of the distribution parameters are shown in Figures 5, 6, and 7. From Figures 3 - 7, we can see that hazard, cumulative hazard and odds functions increase as the value of  $\lambda$  increases, while reliability and reversed hazard decrease.

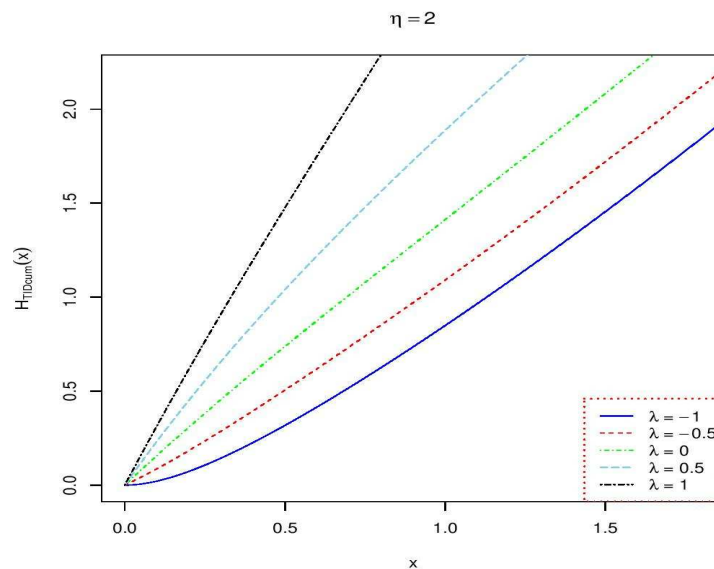


Fig. 5: The cumulative hazard function of the TID with  $\eta = 2$  and  $\lambda = -1, -0.5, 0, 0.5, 1$

### 5 Order Statistics

In this section, the *pdf* of the order statistics of the TID is derived. Let  $X_1, X_2, \dots, X_n$  be a random sample with *pdf*  $f_{TID}(x)$  and *cdf*  $F_{TID}(x)$ . If  $X_{(1)}, X_{(2)}, \dots, X_{(n)}$  are the order statistics of this sample, where  $X_{(1)} \leq X_{(2)} \leq \dots \leq X_{(n)}$ . Then, the *pdf* of the  $j^{th}$  order statistics,  $X_{(j)}$  (see David and Nagaraja (2005)) is given by:

$$f_{TID(j)}(x) = \frac{n!}{(n-j)!(j-1)!} f_{TID}(x) [F_{TID}(x)]^{j-1} [1 - F_{TID}(x)]^{n-j} \quad (14)$$

By using binomial series and substituting (7) and (8) in (14), we have

$$\begin{aligned} f_{TID(j)}(x) &= \frac{n!}{(n-j)!(j-1)!} f_{TID}(x) \sum_{l=0}^{j-1} \binom{j-1}{l} (-1)^l [1 - F_{TID}(x)]^{n+l-j} \\ &= \frac{n!}{(n-j)!(j-1)!} \left[ \frac{\eta^3}{\eta^3+2}(\eta+x^2)e^{-\eta x} \left[ 1 - \lambda + 2\lambda \left( 1 + \frac{\eta x(\eta x+2)}{\eta^3+2} \right) e^{-\eta x} \right] \right] \\ &\quad \times \sum_{l=0}^{j-1} \binom{j-1}{l} (-1)^l \left[ \left( 1 + \frac{\eta x(\eta x+2)}{\eta^3+2} \right) e^{-\eta x} \left[ 1 - \lambda + \lambda \left( 1 + \frac{\eta x(\eta x+2)}{\eta^3+2} \right) e^{-\eta x} \right] \right]^{n+l-j} \end{aligned} \quad (15)$$

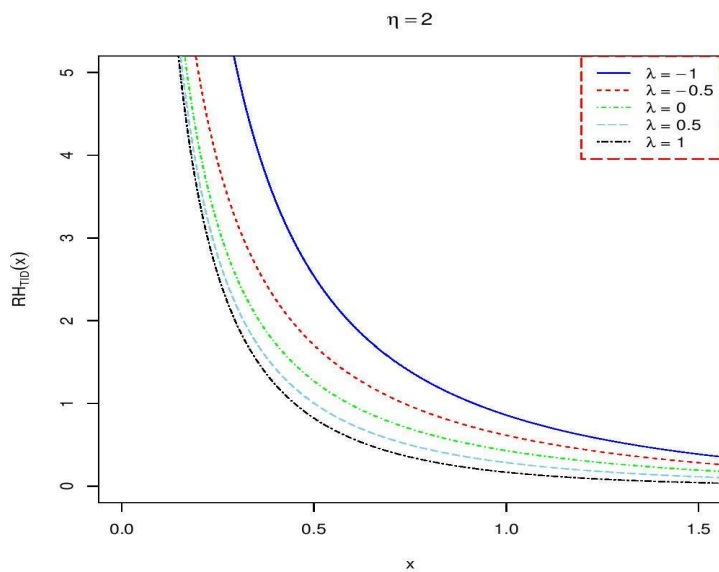


Fig. 6: The reversed hazard function of the TID with  $\eta = 2$  and  $\lambda = -1, -0.5, 0, 0.5, 1$

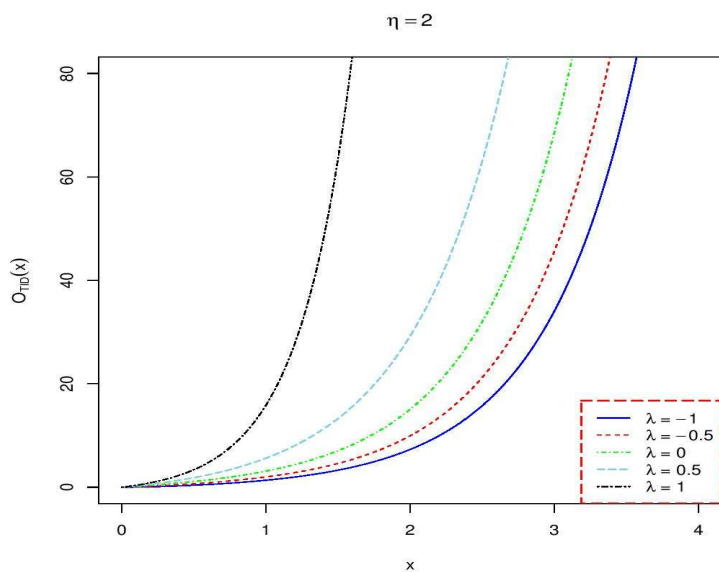


Fig. 7: The odds function of the TID with  $\eta = 2$  and  $\lambda = -1, -0.5, 0, 0.5, 1$

Using binomial series, we can write

$$\left[ 1 - \lambda + \lambda \left( 1 + \frac{\eta x(\eta x + 2)}{\eta^3 + 2} \right) e^{-\eta x} \right]^{n+l-j} = \sum_{k=0}^{n+l-j} \binom{n+l-j}{k} (1-\lambda)^{n+l-j-k} \left( \lambda \left( 1 + \frac{\eta x(\eta x + 2)}{\eta^3 + 2} \right) e^{-\eta x} \right)^k \tag{16}$$

Therefore, by plugging (16) in (15), the *pdf* of the  $j^{th}$  order statistics,  $f_{TID(j)}(x)$ , can be written as

$$f_{TID(j)}(x) = \frac{n!}{(n-j)!(j-1)!} \frac{\eta^3(\eta+x^2)}{\eta^3+2} \left[ 1 - \lambda + 2\lambda \left( 1 + \frac{\eta x(\eta x + 2)}{\eta^3 + 2} \right) e^{-\eta x} \right] \times \sum_{l=0}^{j-1} \sum_{k=0}^{n+l-j} \binom{n+l-j}{k} \binom{j-1}{l} (-1)^l (1-\lambda)^{n+l-j-k} \lambda^k \left( 1 + \frac{\eta x(\eta x + 2)}{\eta^3 + 2} \right)^{n+l-j+k} e^{-\eta x(n+l-j+k+1)} \tag{17}$$

Thus, the *pdf* of the first-order statistics  $X_{(1)} = \min(X_1, X_2, \dots, X_n)$  is defined as:

$$f_{TID(1)}(x) = \frac{n\eta^3(\eta+x^2)}{\eta^3+2} \left[ 1 - \lambda + 2\lambda \left( 1 + \frac{\eta x(\eta x + 2)}{\eta^3 + 2} \right) e^{-\eta x} \right] \times \sum_{k=0}^{n-1} \binom{n-1}{k} (1-\lambda)^{n-1-k} \lambda^k \left( 1 + \frac{\eta x(\eta x + 2)}{\eta^3 + 2} \right)^{n-1+k} e^{-\eta x(n+k)}$$

Furthermore, the *pdf* of the  $n^{th}$  order statistic  $X_{(n)} = \max(X_1, X_2, \dots, X_n)$ , is given by:

$$f_{TID(n)}(x) = \frac{n\eta^3(\eta+x^2)}{(\eta^3+2)} \left[ 1 - \lambda + 2\lambda \left( 1 + \frac{\eta x(\eta x + 2)}{\eta^3 + 2} \right) e^{-\eta x} \right] \times \sum_{l=0}^{n-1} \sum_{k=0}^l \binom{l}{k} \binom{n-1}{l} (-1)^l (1-\lambda)^{l-k} \lambda^k \left( 1 + \frac{\eta x(\eta x + 2)}{\eta^3 + 2} \right)^{l+k} e^{-\eta x(l+k+1)}.$$

## 6 Moments

The  $r$ th moment of the TID random variable is derived in this section. Also, the mean, variance, coefficient of kurtosis, coefficient of skewness, coefficient of variation, and moment-generating function are presented.

### 6.1 $r^{th}$ Moment

**Theorem 6.1.** The  $r^{th}$  moment of the TID random variable is defined as:

$$E(X^r) = \frac{1}{2^{r+4}\eta^r(\eta^3+2)^2} \left\{ (\eta^3+2) \left( 2^{r+4}(1-\lambda)(\eta^3\Gamma(r+1) + \Gamma(r+3)) + 4\lambda(4\eta^3\Gamma(r+1) + \Gamma(r+3)) \right) + \lambda \left( 4\eta^3(4\Gamma(r+2) + \Gamma(r+3)) + 4\Gamma(r+4) + \Gamma(r+5) \right) \right\}, \tag{18}$$

where  $\Gamma(r) = (r-1)!$ .

**Proof.** The  $r^{th}$  moment of the TID random variable, with *pdf*  $f_{TID}(x)$  in (8), can be proved as:

$$\begin{aligned} E(X^r) &= \int_0^\infty x^r f_{TID}(x) dx = \int_0^\infty x^r \frac{\eta^3}{\eta^3+2} (\eta+x^2) e^{-\eta x} \left[ 1 - \lambda + 2\lambda \left( 1 + \frac{\eta x(\eta x + 2)}{\eta^3 + 2} \right) e^{-\eta x} \right] dx \\ &= \frac{\eta^3}{\eta^3+2} (1-\lambda) \int_0^\infty x^r (\eta+x^2) e^{-\eta x} dx + \frac{\eta^3}{\eta^3+2} (2\lambda) \int_0^\infty x^r (\eta+x^2) e^{-2\eta x} dx \\ &\quad + \frac{\eta^3}{\eta^3+2} (2\lambda) \int_0^\infty x^r \frac{\eta x(\eta x + 2)}{\eta^3 + 2} (\eta+x^2) e^{-2\eta x} dx \\ &= \frac{\eta^3(1-\lambda)}{\eta^3+2} \left( \frac{\Gamma(r+1)}{\eta^r} + \frac{\Gamma(r+3)}{\eta^{r+3}} \right) + \frac{\eta^3(2\lambda)}{\eta^3+2} \left( \frac{\eta\Gamma(r+1)}{(2\eta)^{r+1}} + \frac{\Gamma(r+3)}{(2\eta)^{r+3}} \right) \\ &\quad + \frac{\eta^5(2\lambda)}{(\eta^3+2)^2} \left( \frac{\eta\Gamma(r+3)}{(2\eta)^{r+3}} + \frac{\Gamma(r+5)}{(2\eta)^{r+5}} \right) + \frac{\eta^4(4\lambda)}{(\eta^3+2)^2} \left( \frac{\eta\Gamma(r+2)}{(2\eta)^{r+2}} + \frac{\Gamma(r+4)}{(2\eta)^{r+4}} \right) \end{aligned}$$

Then, we have

$$E(X^r) = \frac{1}{2^{r+4}\eta^r(\eta^3+2)^2} \left\{ (\eta^3+2) \left( 2^{r+4}(1-\lambda)(\eta^3\Gamma(r+1) + \Gamma(r+3)) + 4\lambda(4\eta^3\Gamma(r+1) + \Gamma(r+3)) \right) + \lambda \left( 4\eta^3(4\Gamma(r+2) + \Gamma(r+3)) + 4\Gamma(r+4) + \Gamma(r+5) \right) \right\}.$$

### 6.1.1 Mean, Variance, Skewness, Kurtosis and Coefficient of Variation

From (18), the mean and second moment can be obtained as follows:

$$E(X) = \frac{(\eta^3 + 2)[4(1 - \lambda)(\eta^3 + 6) + \lambda(2\eta^3 + 3)] + \lambda[7\eta^3 + 27]}{4\eta(\eta^3 + 2)^2} \quad (19)$$

$$E(X^2) = \frac{(\eta^3 + 2)[4(1 - \lambda)(2\eta^3 + 24) + \lambda(2\eta^3 + 6)] + \lambda[12\eta^3 + 75]}{4\eta^2(\eta^3 + 2)^2} \quad (20)$$

Thus, the variance of the TID random variable is defined as

$$\begin{aligned} \sigma^2 &= \text{var}(X) = E(X^2) - (E(X))^2 \\ &= \frac{1}{16\eta^2(\eta^3 + 2)^4} \left[ 4(\eta^3 + 2)^2 \left( (\eta^3 + 2)[4(1 - \lambda)(2\eta^3 + 24) + \lambda(2\eta^3 + 6)] + \lambda[12\eta^3 + 75] \right) \right. \\ &\quad \left. - \left( (\eta^3 + 2)[4(1 - \lambda)(\eta^3 + 6) + \lambda(2\eta^3 + 3)] + \lambda[7\eta^3 + 27] \right)^2 \right]. \end{aligned} \quad (21)$$

The coefficient of variation ( $C.V$ ) is defined as  $C.V = \frac{\sigma}{E(X)}$ . Therefore,

$$C.V = \frac{\left[ 4(\eta^3 + 2)^2 \left( (\eta^3 + 2)[4(1 - \lambda)(2\eta^3 + 24) + \lambda(2\eta^3 + 6)] + \lambda[12\eta^3 + 75] \right) \right]^{1/2} - \left( (\eta^3 + 2)[4(1 - \lambda)(\eta^3 + 6) + \lambda(2\eta^3 + 3)] + \lambda[7\eta^3 + 27] \right)^2}{(\eta^3 + 2)[4(1 - \lambda)(\eta^3 + 6) + \lambda(2\eta^3 + 3)] + \lambda[7\eta^3 + 27]}.$$

Using (18), the third and fourth moments of the TID random variable  $X$  are given, respectively, by

$$E(X^3) = \frac{(\eta^3 + 2)[48(1 - \lambda)(\eta^3 + 20) + 6\lambda(\eta^3 + 5)] + 9\lambda[6\eta^3 + 55]}{8\eta^3(\eta^3 + 2)^2}, \quad (22)$$

$$E(X^4) = \frac{3(\eta^3 + 2)[32(1 - \lambda)(\eta^3 + 30) + \lambda(2\eta^3 + 15)] + 15\lambda[5\eta^3 + 63]}{4\eta^4(\eta^3 + 2)^2}. \quad (23)$$

The skewness and the kurtosis of a random variable are defined as:

$$sk(X) = \frac{E(X^3) - 3E(X)E(X^2) + 2(E(X))^3}{\sigma^3}$$

$$ku(X) = \frac{E(X^4) - 4E(X)E(X^3) + 6(E(X))^2E(X^2) - 3(E(X))^4}{\sigma^4}$$

Based on these formulas, the skewness and the kurtosis of the TID random variable are given, respectively, by:

$$\begin{aligned} Sk_{TID}(X) &= \frac{\left[ \begin{aligned} &8(\eta^3 + 2)^4 \left( (\eta^3 + 2)[48(1 - \lambda)(\eta^3 + 20) + 6\lambda(\eta^3 + 5)] + 9\lambda[6\eta^3 + 55] \right) \\ &- 12(\eta^3 + 2)^2 \left( (\eta^3 + 2)[4(1 - \lambda)(\eta^3 + 6) + \lambda(2\eta^3 + 3)] + \lambda[7\eta^3 + 27] \right) \\ &\times \left( (\eta^3 + 2)[4(1 - \lambda)(2\eta^3 + 24) + \lambda(2\eta^3 + 6)] + \lambda[12\eta^3 + 75] \right) \\ &+ 2 \left[ (\eta^3 + 2)[4(1 - \lambda)(\eta^3 + 6) + \lambda(2\eta^3 + 3)] + \lambda[7\eta^3 + 27] \right]^3 \end{aligned} \right]}{\left[ \begin{aligned} &4(\eta^3 + 2)^2 \left( (\eta^3 + 2)[4(1 - \lambda)(2\eta^3 + 24) + \lambda(2\eta^3 + 6)] + \lambda[12\eta^3 + 75] \right) \right]^{3/2} \\ &- \left( (\eta^3 + 2)[4(1 - \lambda)(\eta^3 + 6) + \lambda(2\eta^3 + 3)] + \lambda[7\eta^3 + 27] \right)^2 \end{aligned} \right]}, \\ ku_{TID}(X) &= \frac{\left[ \begin{aligned} &64(\eta^3 + 2)^6 \left( 3(\eta^3 + 2)[32(1 - \lambda)(\eta^3 + 30) + \lambda(2\eta^3 + 15)] + 15\lambda[5\eta^3 + 63] \right) \\ &- 32(\eta^3 + 2)^6 \left( (\eta^3 + 2)[4(1 - \lambda)(\eta^3 + 6) + \lambda(2\eta^3 + 3)] + \lambda[7\eta^3 + 27] \right) \\ &\times \left( (\eta^3 + 2)[48(1 - \lambda)(\eta^3 + 20) + 6\lambda(\eta^3 + 5)] + 9\lambda[6\eta^3 + 55] \right) \\ &+ 24(\eta^3 + 2)^2 \left[ (\eta^3 + 2)[4(1 - \lambda)(\eta^3 + 6) + \lambda(2\eta^3 + 3)] + \lambda[7\eta^3 + 27] \right]^2 \\ &\times \left[ (\eta^3 + 2)[4(1 - \lambda)(2\eta^3 + 24) + \lambda(2\eta^3 + 6)] + \lambda[12\eta^3 + 75] \right] \\ &- 3 \left[ (\eta^3 + 2)[4(1 - \lambda)(\eta^3 + 6) + \lambda(2\eta^3 + 3)] + \lambda[7\eta^3 + 27] \right]^4 \end{aligned} \right]}{\left[ \begin{aligned} &4(\eta^3 + 2)^2 \left( (\eta^3 + 2)[4(1 - \lambda)(2\eta^3 + 24) + \lambda(2\eta^3 + 6)] + \lambda[12\eta^3 + 75] \right) \right]^2 \\ &- \left( (\eta^3 + 2)[4(1 - \lambda)(\eta^3 + 6) + \lambda(2\eta^3 + 3)] + \lambda[7\eta^3 + 27] \right)^2 \end{aligned} \right]}. \end{aligned}$$

The mean, variance, skewness, kurtosis and the coefficient of variation of the TID for different values of  $\lambda$  and  $\eta$  are given in Tables 1 and 2.

It can be seen from Table 1 that the mean increases as the value of  $\lambda$  decreases. The other values in the table depend on  $\lambda$  and  $\eta$ . Table 2 indicates that the mean and variance decrease as  $\eta$  increases. The positive values of skewness in both tables mean that the TID is skewed to the right.



**Table 1:** The mean, variance, skewness, kurtosis and the coefficient of variation of the TID for  $\eta = 1, 3$ , and variant values of  $\lambda$

$\eta = 1$						$\eta = 3$					
$\lambda$	$E(X)$	$var(X)$	$C.V$	$sk_{TID}(X)$	$ku_{TID}(X)$	$\lambda$	$E(X)$	$var(X)$	$C.V$	$sk_{TID}(X)$	$ku_{TID}(X)$
0.9	1.4583	1.5149	0.8440	1.4390	6.3699	0.9	0.2046	0.0516	1.1103	2.8179	17.3188
0.8	1.5556	1.7803	0.8577	1.5274	6.7492	0.8	0.2240	0.0661	1.1477	2.9114	17.4041
0.7	1.6528	2.0267	0.8613	1.5333	6.6425	0.7	0.2434	0.0799	1.1608	2.8490	16.1948
0.6	1.7500	2.2542	0.8579	1.5014	6.3728	0.6	0.2628	0.0928	1.1593	2.7407	14.8413
0.5	1.8472	2.4627	0.8496	1.4519	6.0615	0.5	0.2823	0.1051	1.1485	2.6218	13.6058
0.4	1.9444	2.6525	0.8376	1.3948	5.7566	0.4	0.3017	0.1166	1.1318	2.5053	12.5370
0.3	2.0417	2.8233	0.8230	1.3353	5.4770	0.3	0.3211	0.1273	1.1112	2.3956	11.6276
0.2	2.1389	2.9752	0.8064	1.2762	5.2295	0.2	0.3405	0.1373	1.0882	2.2945	10.8573
0.1	2.2361	3.1081	0.7884	1.2193	5.0153	0.1	0.3599	0.1465	1.0635	2.2021	10.205
-0.1	2.4306	3.3174	0.7493	1.1154	4.6826	-0.1	0.3987	0.1627	1.0116	2.0425	9.1841
-0.2	2.5278	3.3937	0.7288	1.0698	4.5607	-0.2	0.4181	0.1697	0.9851	1.9746	8.7880
-0.3	2.6250	3.4510	0.7077	1.0291	4.4661	-0.3	0.4376	0.1759	0.9585	1.9141	8.4543
-0.4	2.7222	3.4895	0.6862	0.9940	4.3973	-0.4	0.4570	0.1813	0.9319	1.8607	8.1752
-0.5	2.8194	3.5091	0.6644	0.9651	4.3532	-0.5	0.4764	0.1860	0.9054	1.8145	7.9445
-0.6	2.9167	3.5097	0.6423	0.9434	4.3327	-0.6	0.4958	0.1900	0.8791	1.7752	7.7573
-0.7	3.0139	3.4915	0.6200	0.9300	4.3354	-0.7	0.5152	0.1932	0.8531	1.7430	7.6099
-0.8	3.1111	3.4543	0.5974	0.9263	4.3608	-0.8	0.5346	0.1956	0.8273	1.7181	7.4995
-0.9	3.2083	3.3983	0.5746	0.9346	4.4084	-0.9	0.5540	0.1973	0.8018	1.7009	7.4238

**Table 2:** The mean, variance, skewness, kurtosis and the coefficient of variation of the TID for  $\lambda = 0.3, 0.8$  and variant values of  $\eta$

$\lambda = 0.3$						$\lambda = 0.8$					
$\eta$	$E(X)$	$var(X)$	$C.V$	$sk_{TID}(X)$	$ku_{TID}(X)$	$\eta$	$E(X)$	$var(X)$	$C.V$	$sk_{TID}(X)$	$ku_{TID}(X)$
0.1	27.1769	264.0670	0.5979	1.2999	5.6021	0.1	22.4885	168.8420	0.5778	1.4102	6.6754
0.2	13.5517	66.1934	0.6004	1.2951	5.5889	0.2	11.2042	42.3695	0.5810	1.4029	6.6510
0.3	8.9689	29.6232	0.6069	1.2831	5.5552	0.3	7.3983	19.0127	0.5894	1.3851	6.5892
0.4	6.6337	16.8661	0.6191	1.2639	5.4971	0.4	5.4483	10.8719	0.6052	1.3576	6.4864
0.5	5.1907	10.9747	0.6382	1.2415	5.4203	0.5	4.2339	7.1093	0.6298	1.3288	6.3591
0.6	4.1919	7.7623	0.6646	1.2241	5.3414	0.6	3.3867	5.0465	0.6633	1.3119	6.2442
0.7	3.4496	5.7945	0.6978	1.2205	5.2849	0.7	2.7532	3.7676	0.7050	1.3196	6.1891
0.8	2.8729	4.4769	0.7365	1.2371	5.2766	0.8	2.2603	2.8966	0.7530	1.3587	6.2376
0.9	2.4131	3.5328	0.7789	1.2760	5.3369	0.9	1.8689	2.2621	0.8048	1.4296	6.4197
1	2.0417	2.8233	0.8230	1.3353	5.4770	1	1.5556	1.7803	0.8577	1.5274	6.7492
2	0.5924	0.4224	1.0972	2.1545	9.4830	2	0.4130	0.2249	1.1484	2.6645	14.2412
3	0.3211	0.1273	1.1112	2.3956	11.6276	3	0.2240	0.0661	1.1477	2.9114	17.4041
4	0.2249	0.0606	1.0949	2.3765	11.6775	4	0.1577	0.0317	1.1290	2.8611	17.1760
5	0.1751	0.0361	1.0846	2.3366	11.3982	5	0.1231	0.0190	1.1188	2.8062	16.6390
6	0.1442	0.0242	1.0790	2.3094	11.1800	6	0.1015	0.0128	1.1136	2.7723	16.2717
7	0.1228	0.0175	1.0759	2.2928	11.0395	7	0.0866	0.0092	1.1107	2.7523	16.0466
8	0.1070	0.0132	1.0741	2.2825	10.9507	8	0.0755	0.0070	1.1091	2.7402	15.9076
9	0.0949	0.0104	1.0730	2.2760	10.8933	9	0.0670	0.0055	1.1080	2.7326	15.8190
10	0.0853	0.0084	1.0722	2.2716	10.8550	10	0.0602	0.0044	1.1074	2.7276	15.7604

### 6.2 Moment-Generating Function

**Theorem 6.2.** The moment-generating function of the TID random variable is given by

$$M_X(t) = \frac{(1-\lambda)\eta^3 [\eta(\eta-t)^2 + 2]}{(\eta^3+2)(\eta-t)^3} + \frac{2\lambda\eta^3 [\eta(2\eta-t)^2 + 2]}{(\eta^3+2)(2\eta-t)^3} + \frac{4\lambda\eta^4 [\eta^2(2\eta-t)^2 + 12\eta + \eta(2\eta-t)^3 + 6(2\eta-t)]}{(\eta^3+2)^2(2\eta-t)^5}$$

**Proof.** The moment-generating function can be proved as

$$\begin{aligned}
 M_X(t) &= E(e^{tX}) \\
 &= \int_0^\infty e^{tx} f_{TID}(x) dx \\
 &= \int_0^\infty e^{tx} \frac{\eta^3}{\eta^3+2} (\eta+x^2) e^{-\eta x} \left[ 1 - \lambda + 2\lambda \left( 1 + \frac{\eta x(\eta x+2)}{\eta^3+2} \right) e^{-\eta x} \right] dx \\
 &= \frac{\eta^3(1-\lambda)}{\eta^3+2} \left[ \eta \int_0^\infty e^{tx} e^{-\eta x} dx + \int_0^\infty x^2 e^{tx} e^{-\eta x} dx \right] \\
 &+ \frac{\eta^3(2\lambda)}{\eta^3+2} \left[ \eta \int_0^\infty e^{tx} e^{-2\eta x} dx + \int_0^\infty x^2 e^{tx} e^{-2\eta x} dx \right] \\
 &+ \frac{\eta^3(2\lambda)}{(\eta^3+2)^2} \left[ \eta^3 \int_0^\infty x^2 e^{tx} e^{-2\eta x} dx + \eta^2 \int_0^\infty x^4 e^{tx} e^{-2\eta x} dx \right] \\
 &+ \frac{\eta^3(4\lambda)}{(\eta^3+2)^2} \left[ \eta^2 \int_0^\infty x e^{tx} e^{-2\eta x} dx + \eta \int_0^\infty x^3 e^{tx} e^{-2\eta x} dx \right]
 \end{aligned}$$

Therefore,

$$\begin{aligned}
 M_X(t) &= \frac{\eta^3(1-\lambda)}{\eta^3+2} \left[ \eta \int_0^\infty e^{-(\eta-t)x} dx + \int_0^\infty x^2 e^{-(\eta-t)x} dx \right] \\
 &+ \frac{\eta^3(2\lambda)}{\eta^3+2} \left[ \eta \int_0^\infty e^{-(2\eta-t)x} dx + \int_0^\infty x^2 e^{-(2\eta-t)x} dx \right] \\
 &+ \frac{\eta^3(2\lambda)}{(\eta^3+2)^2} \left[ \eta^3 \int_0^\infty x^2 e^{-(2\eta-t)x} dx + \eta^2 \int_0^\infty x^4 e^{tx} e^{-2\eta x} dx \right] \\
 &+ \frac{\eta^3(4\lambda)}{(\eta^3+2)^2} \left[ \eta^2 \int_0^\infty x e^{-(2\eta-t)x} dx + \eta \int_0^\infty x^3 e^{-(2\eta-t)x} dx \right]
 \end{aligned}$$

Thus, we have

$$\begin{aligned}
 M_X(t) &= \frac{\eta^3(1-\lambda)}{\eta^3+2} \left[ \eta \left( \frac{1}{\eta-t} \right) + \frac{2}{(\eta-t)^3} \right] + \frac{\eta^3(2\lambda)}{\eta^3+2} \left[ \eta \left( \frac{1}{2\eta-t} \right) + \frac{2}{(2\eta-t)^3} \right] \\
 &+ \frac{\eta^3(2\lambda)}{(\eta^3+2)^2} \left[ \eta^3 \left( \frac{2}{(2\eta-t)^3} \right) + \eta^2 \left( \frac{24}{(2\eta-t)^5} \right) \right] + \frac{\eta^3(4\lambda)}{(\eta^3+2)^2} \left[ \eta^2 \left( \frac{1}{(2\eta-t)^2} \right) + \eta \left( \frac{6}{(2\eta-t)^4} \right) \right] \\
 &= \frac{(1-\lambda)\eta^3 [\eta(\eta-t)^2 + 2]}{(\eta^3+2)(\eta-t)^3} + \frac{2\lambda\eta^3 [\eta(2\eta-t)^2 + 2]}{(\eta^3+2)(2\eta-t)^3} \\
 &+ \frac{4\lambda\eta^4 [\eta^2(2\eta-t)^2 + 12\eta + \eta(2\eta-t)^3 + 6(2\eta-t)]}{(\eta^3+2)^2(2\eta-t)^5}
 \end{aligned}$$

## 7 Maximum Likelihood Estimates

Let  $X_1, X_2, \dots, X_n$  be a random sample from the TID with *pdf*  $f_{TID}(x)$  in (8) and parameters  $\eta$  and  $\lambda$ , then the likelihood function is given by

$$\begin{aligned}
 L(\eta, \lambda | x_1, x_2, \dots, x_n) &= \prod_{i=1}^n f_{TID}(x_i | \eta, \lambda) \\
 &= \prod_{i=1}^n \left[ \frac{\eta^3}{\eta^3+2} (\eta+x_i^2) e^{-\eta x_i} \left[ 1 - \lambda + 2\lambda \left( 1 + \frac{\eta x_i(\eta x_i+2)}{\eta^3+2} \right) e^{-\eta x_i} \right] \right] \\
 &= \left( \frac{\eta^3}{\eta^3+2} \right)^n \left[ \prod_{i=1}^n (\eta+x_i^2) \right] e^{-\eta \sum_{i=1}^n x_i} \prod_{i=1}^n \left[ 1 - \lambda + 2\lambda \left( 1 + \frac{\eta x_i(\eta x_i+2)}{\eta^3+2} \right) e^{-\eta x_i} \right].
 \end{aligned}$$

Hence, the log-likelihood function is given by

$$L^* = \ln L(\eta, \lambda | x_1, x_2, \dots, x_n) = n \ln \left( \frac{\eta^3}{\eta^3 + 2} \right) + \sum_{i=1}^n \ln(\eta + x_i^2) - \eta \sum_{i=1}^n x_i + \sum_{i=1}^n \ln \left[ 1 - \lambda + 2\lambda \left( 1 + \frac{\eta x_i (\eta x_i + 2)}{\eta^3 + 2} \right) e^{-\eta x_i} \right].$$

The derivatives of the log-likelihood function with respect to the parameters  $\eta$  and  $\lambda$  are:

$$\frac{\partial L^*}{\partial \eta} = \frac{6n}{\eta(\eta^3 + 2)} + \sum_{i=1}^n \frac{1}{(\eta + x_i^2)} - \sum_{i=1}^n x_i + \sum_{i=1}^n \frac{-2\lambda \eta^2 x_i e^{-\eta x_i} (\eta^4 + \eta^3 x_i^2 + 3\eta^2 x_i + 8\eta + 2x_i^2)}{(\eta^3 + 2)^2 \left[ 1 - \lambda + 2\lambda \left( 1 + \frac{\eta x_i (\eta x_i + 2)}{\eta^3 + 2} \right) e^{-\eta x_i} \right]}, \tag{24}$$

$$\frac{\partial L^*}{\partial \lambda} = \sum_{i=1}^n \frac{-1 + 2 \left( 1 + \frac{\eta x_i (\eta x_i + 2)}{\eta^3 + 2} \right) e^{-\eta x_i}}{1 - \lambda + 2\lambda \left( 1 + \frac{\eta x_i (\eta x_i + 2)}{\eta^3 + 2} \right) e^{-\eta x_i}}. \tag{25}$$

The maximum likelihood estimators for the distribution parameters  $\eta$  and  $\lambda$  can be found by equating the derivatives in Equations (24) and (25) to zero and solving the resulting equations simultaneously by using numerical methods.

### 8 Generalized Entropy

The entropy of a random variable  $X$  is a measure of variation of the uncertainty. A large entropy value indicates greater uncertainty in the data. For more details about entropy, see Zamanzade (2015), Zamanzade and Arghami (2012), and Zamanzade and Arghami (2011). In this section, the Generalized Entropy (GE) of the TID is given. It is defined as

$$GE(\alpha) = \frac{\Delta_\alpha \mu^{-\alpha} - 1}{\alpha(\alpha - 1)}, \alpha \neq 0, 1, \tag{26}$$

where  $\Delta_\alpha = \int_{-\infty}^{\infty} x^\alpha f(x) dx$  and  $\mu = E(X)$ , (see Biewen and Jenkins (2003)).

By plugging (19) and (18) in (26), the generalized entropy of the TID is given by

$$GE(\alpha) = (\alpha(\alpha - 1))^{-1} \left( \left[ \left[ (\eta^3 + 2) [32(1 - \lambda)(\eta^3 + 6) + 4\lambda(4\eta^3 + 6)] + \lambda [56\eta^3 + 216] \right]^{-\alpha} \right. \right. \\ \times \left. \left\{ (\eta^3 + 2) \left( 2^{\alpha+4} (1 - \lambda) (\eta^3 \Gamma(\alpha + 1) + \Gamma(\alpha + 3)) + 4\lambda (4\eta^3 \Gamma(\alpha + 1) + \Gamma(\alpha + 3)) \right) \right. \right. \\ \left. \left. + \lambda \left( 4\eta^3 (4\Gamma(\alpha + 2) + \Gamma(\alpha + 3)) + 4\Gamma(\alpha + 4) + \Gamma(\alpha + 5) \right) \right\} (4(\eta^3 + 2))^{2(\alpha-1)} - 1 \right) \right)$$

Table 3 provides generalized entropy values of the TID with variant values of the distribution parameters. From Table 3, we can note that the generalized entropy,  $GE(\alpha)$ , increases in  $\alpha$  for  $\eta = 0.1$  and  $\lambda = 0.5, -0.5, -0.9$ . No such conclusion can be deduced for  $\eta = 3, 4, 5, 6, 7, 8, 9, 10$  with  $\alpha = 3$  and  $\lambda = 0.5, -0.5, -0.9$ .

### 9 Quantile Function

The  $q^{th}$  quantile value,  $x_q$ , is a value of the random variable,  $X$ , with cdf  $F(x)$  such that

$$F(x_q) = p(X \leq x_q) = q \quad ; 0 < q < 1. \tag{27}$$

The following lemma gives the  $q^{th}$  quantile of the TID.

**Lemma 1.** The  $q^{th}$  quantile,  $x_q$ , of the TID is the solution of

$$\left( 1 + \frac{\eta x_q (\eta x_q + 2)}{\eta^3 + 2} \right) e^{-\eta x_q} = \frac{\lambda - 1 + \sqrt{(1 + \lambda)^2 - 4\lambda q}}{2\lambda} \quad ; x_q > 0. \tag{28}$$

**Table 3:** Generalized entropy values with variant values of the distribution parameters

$\alpha$	$\eta = 0.1, \lambda = 0.5$	$\eta = 0.1, \lambda = -0.5$	$\eta = 0.1, \lambda = -0.9$
3	0.2310	0.1582	0.1222
4	0.3482	0.2091	0.1557
5	0.6237	0.3129	0.2207
6	1.3305	0.5333	0.3506
7	3.3540	1.0363	0.6259
8	9.8396	2.2872	1.2620
9	33.0082	5.6912	2.8484
10	124.5950	15.8115	7.1581
$\eta$	$\alpha = 3, \lambda = 0.5$	$\alpha = 3, \lambda = -0.5$	$\alpha = 3, \lambda = 0.9$
3	1.0363	0.5734	1.2591
4	1.2646	0.6343	1.1953
5	1.2246	0.5969	1.1539
6	1.2024	0.5866	1.1398
7	1.1899	0.5807	1.1294
8	1.1826	0.5771	1.1234
9	1.1780	0.5749	1.1196
10	1.1750	0.5734	1.1172

**proof.** Using the *cdf* of TID in (7) and plugging it in (27), we have

$$(1 + \lambda) \left[ 1 - \left( 1 + \frac{\eta x_q (\eta x_q + 2)}{\eta^3 + 2} \right) e^{-\eta x_q} \right] - \lambda \left[ 1 - \left( 1 + \frac{\eta x_q (\eta x_q + 2)}{\eta^3 + 2} \right) e^{-\eta x_q} \right]^2 = q.$$

Let  $y = \left[ 1 - \left( 1 + \frac{\eta x_q (\eta x_q + 2)}{\eta^3 + 2} \right) e^{-\eta x_q} \right]$ , then we have

$$(1 + \lambda)y - \lambda y^2 = q,$$

$$\lambda y^2 - (1 + \lambda)y + q = 0.$$

To solve the above quadratic equation for  $0 \leq y \leq 1$ , the general formula can be used to get

$$y = \frac{1 + \lambda - \sqrt{(1 + \lambda)^2 - 4\lambda q}}{2\lambda}.$$

By replacing  $y$  by its value  $1 - \left( 1 + \frac{\eta x_q (\eta x_q + 2)}{\eta^3 + 2} \right) e^{-\eta x_q}$ , we have

$$1 - \left( 1 + \frac{\eta x_q (\eta x_q + 2)}{\eta^3 + 2} \right) e^{-\eta x_q} = \frac{1 + \lambda - \sqrt{(1 + \lambda)^2 - 4\lambda q}}{2\lambda}$$

Therefore, the  $q^{th}$  quantile  $x_q$  is the positive solution of

$$\left( 1 + \frac{\eta x_q (\eta x_q + 2)}{\eta^3 + 2} \right) e^{-\eta x_q} = \frac{\lambda - 1 + \sqrt{(1 + \lambda)^2 - 4\lambda q}}{2\lambda},$$

which can be found by numerical methods.

## 10 Applications

In this section, the TID is used to fit a real-life data set. The data set (given in Table 4) is from Andrews and Herzberg (1985) which represents the life of fatigue fracture of Kevlar 373/epoxy subjected to constant pressure at 90% stress level until all had failed. The goodness of fit of the TID to this data set is compared with Ishita distribution (given in (1)) in addition to the following distributions:

–Rama distribution (see Shanker (2017)):  $f(x) = \frac{\alpha^4}{\alpha^3 + 6} (1 + x^3) e^{-\alpha x} ; x > 0, \alpha > 0.$

–Akash distribution (see Shanker (2015)):  $f(x) = \frac{\theta^3}{\theta^2 + 2} (1 + x^2) e^{-\theta x} ; x > 0, \theta > 0.$

**Table 4:** The life of fatigue fracture of Kevlar 373/epoxy subjected to constant pressure at 90% stress level until all had failed

0.0251	0.0886	0.0891	0.2501	0.3113	0.3451	0.4763	0.5650	0.5671	0.6566	0.6748	0.6751	0.6753
0.7696	0.8375	0.8391	0.8425	0.8645	0.8851	0.9113	0.9120	0.9836	1.0483	1.0596	1.0773	1.1733
1.2570	1.2766	1.2985	1.3211	1.3503	1.3551	1.4595	1.4880	1.5728	1.5733	1.7083	1.7263	1.7460
1.7630	1.7746	1.8275	1.8375	1.8503	1.8808	1.8878	1.8881	1.9316	1.9558	2.0048	2.0408	2.0903
2.1093	2.1330	2.2100	2.2460	2.2878	2.3203	2.3470	2.3513	2.4951	2.5260	2.9911	3.0256	3.2678
3.4045	3.4846	3.7433	3.7455	3.9143	4.8073	5.4005	5.4435	5.5295	6.5541	9.0960		

**Table 5:**  $-2\log L$ , AIC, AICC, K-S Statistics and its p-value of the fitted distributions.

Distribution	$-2 \log L$	AIC	CAIC	KS Statistic	P-value
Rama	254.9094	256.9093	256.9634	0.1431	0.0805
Akash	249.1510	251.1510	251.2050	0.1231	0.1836
Ishita	249.6816	251.6815	251.7356	0.1293	0.1440
Transmuted Ishita	246.3972	250.3971	250.5615	0.1181	0.2214

based on  $-2\log L$ , Akaike Information Criterion (AIC), Consistent Akaike Information Criterion (CAIC), Kolmogorov Smirnov (KS) statistic and its p-value. The results are presented in Table 5. It turns out that the Transmuted Isha distribution has the lowest values of the  $-2\log L$ , AIC, CAIC, and KS statistic in comparison with the other fitted distributions. Therefore, the TID is better than Rama, Akash, and Ishita distributions for fitting this real-life data set. The Maximum Likelihood Estimates (MLEs) of the parameters of the fitted distributions and their Confidence Intervals (CI) are computed and given in Table 6.

**Table 6:** The MLEs of the parameters of the fitted distributions and their confidence intervals

Distribution	Parameters	MLE	Standard Error	95% CI	
				Lower Limit	Upper Limit
Rama	$\alpha$	1.4944	0.0767	1.3441	1.6447
Akash	$\theta$	1.1324	0.0729	0.9894	1.2754
Ishita	$\eta$	1.1050	0.0621	0.9833	1.2266
Transmuted Ishita	$\eta$	0.8702	0.0668	0.7392	1.0012
	$\lambda$	0.8152	0.1875	0.4477	1.1827

## 11 Conclusion

In this paper, the Ishita distribution is modified using the quadratic rank transmutation map to suggest the Transmuted Ishita Distribution (TID). We have studied several properties of this distribution including moments, mean, variance, skewness, kurtosis, coefficient of variation, moment-generating function, order statistics and maximum likelihood estimates of the distribution parameters. Also, we have obtained the reliability, hazard rate, cumulative hazard, reversed hazard rate, odds functions, generalized entropy and the quantile function. The proposed distribution (TID) is used to fit a real lifetime data set. The results of this application have revealed that the proposed distribution can be a better fit than Ishita distribution and some other competitive distributions considered in this study.

## Acknowledgement

The authors are grateful to the Editor and the anonymous referees for valuable comments and suggestions which greatly improved the quality of the paper.

## References

- [1] W. Shaw and I. Buckley. *The alchemy of probability distributions: beyond Gram-Charlier expansions, and a skew-kurtotic normal distribution from a rank transmutation map*, presented at the First IMA Computational Finance Conference, London, UK, (2007).
- [2] G. R. Aryal and C. P. Tsokos. Transmuted Weibull Distribution: A Generalization of the Weibull Probability Distribution. *European Journal of Pure and Applied Mathematics*, **4(2)**, 89-102, (2011).
- [3] G. R. Aryal and C. P. Tsokos. On the Transmuted Extreme Value Distribution with Application. *Journal of Statistical Applications & Probability*, **2(1)**, 11-20, (2013).
- [4] F. Merovci. Transmuted Lindley Distribution. *International Journal of Open Problems in Computer Science and Mathematics*, **6(2)**, 63-72, (2013).
- [5] F. Merovci. Transmuted Rayleigh Distribution. *Austrian Journal of Statistics*, **42(1)**, 21-31, (2013).
- [6] G. M. Cordeiro and E. M. Ortega and D. C. da Cunha. The exponentiated generalized class of distributions. *Journal of Data Science*, **11**, 1-27, (2013).
- [7] M. Bourguignon and I. Ghosh and G. Cordeiro. General Results for the Transmuted Family of Distributions and New Models. *Journal of Probability and Statistics*, **2016**, (2016), <http://dx.doi.org/10.1155/2016/7208425>.
- [8] S. K. Ashour and M. A. Eltehiwy. Transmuted Lomax distribution. *American Journal of Applied Mathematics and Statistics*, **1(6)**, 121-127, (2013).
- [9] F. Merovci and I. Elbatal. Transmuted Lindley-Geometric Distribution and its Applications. *Journal of Statistics Applications & Probability*, **3(1)**, 77-91, (2014), <http://dx.doi.org/10.12785/jsap/030107>.
- [10] I. Elbatal and G. Asha and A. V. Raja. Transmuted Exponentiated Fréchet Distribution: Properties and Applications. *Journal of Statistics Applications & Probability*, **3(3)**, 379-394, (2014).
- [11] R. V. Vardhan and S. Balaswamy. Transmuted New Modified Weibull Distribution. *Mathematical Sciences and Applications E-Notes*, **4(1)**, 125-135, (2016).
- [12] A. M. Khazaleh. Transmuted Burr Type XII Distribution: A Generalization of the Burr Type XII Distribution. *International Mathematical Forum*, **11(12)**, 547-556, (2016), <http://dx.doi.org/10.12988/imf.2016.6443>.
- [13] A. Z. Afify and H. M. Yousof and G. M. Cordeiro and E. M. Ortega and Z. M. Nofal. The Weibull Fréchet distribution and its applications. *Journal of Applied Statistics*, **43(14)**, 2608-2626, (2016), <http://dx.doi.org/10.1080/02664763.2016.1142945>.
- [14] L. Al-zou'bi. Transmuted Mukherjee-Islam Distribution: A Generalization of Mukherjee-Islam Distribution. *Journal of Mathematics Research*, **9(4)**, 135-144, (2017).
- [15] A. I. Al-Omari and A. M. Al-khazaleh and L. M. Alzoubi. Transmuted Janardan Distribution: A Generalization of the Janardan Distribution. *Journal of Statistics Applications & Probability*, **5(2)**, 1-11, (2017).
- [16] R. Shanker and K. Shukla. Ishita distribution and its Applications. *Biometrics & Biostatistics International Journal*, **5(2)**, 1-9, (2017).
- [17] H. A. David and H. N. Nagaraja. *Order Statistics*, Third Edition, John Wiley and sons, Inc., Hoboken, New Jersey, (2003).
- [18] E. Zamanzade. Testing uniformity based on new entropy estimators. *Journal of Statistical Computation and Simulation*, **85(16)**, 3191-3205, (2015), <https://doi.org/10.1080/00949655.2014.958085>.
- [19] E. Zamanzade and N. Arghami. Testing normality based on new entropy estimators. *Journal of Statistical Computation and Simulation*, **82(11)**, 1701-1713, (2012), <https://doi.org/10.1080/00949655.2011.592984>.
- [20] E. Zamanzade and N. Arghami. Goodness-of-fit test based on correcting moments of modified entropy estimator. *Journal of Statistical Computation and Simulation*, **81**, 2077-2093, (2011).
- [21] M. Biewen and S. P. Jenkins. *Estimation of Generalized Entropy and Atkinson Inequality Indices from Complex Survey Data*. IZA Discussion Paper, (763), 2077-2093, (2003).
- [22] D. F. Andrews and A. M. Herzberg. *Data: A Collection of Problems from Many Fields for the Student and Research Worker*, Springer Series in Statistics, New York, (1985), <https://doi.org/10.1007/978-1-4612-5098-2>.
- [23] R. Shanker. Rama distribution and its Applications. *International Journal of Statistics and Applications*, **7(1)**, 26-35, (2017).
- [24] R. Shanker. Akash Distribution and Its Applications. *International Journal of Probability and Statistics*, **4(3)**, 65-75, (2015).



**Mohammed M. Gharaibeh** received the PhD degree in Statistics from Kansas State University, USA in 2014. He is Assistant Professor of Statistics at the Department of Mathematics at Al al-Bayt University in Jordan since 2015. His research interests include: Nonparametric hypothesis testing and its applications, Queueing Theory, Probability Distributions, Linear and Nonlinear Models.



**Amer I. Al-Omari** is Professor of Statistics at the Department of Mathematics, Faculty of Science at Al al-Bayt University, Mafraq, Jordan. He received the Ph.D. degree in Statistics from the Faculty of Science and Technology, National University of Malaysia, Malaysia, since 2007. He was Director of the Quality Assurance and Planning Department at Al al-Bayt University from 2010 to 2012. Now, he is Dean of Academic Research and his main research interests are: Ranked Set Sampling, Probability Distributions, Missing Data, and Acceptance Sampling