

Transmuted Two-Parameter Lindley Distribution

Moath Al-khazaleh, Amer Ibrahim Al-Omari* and Ahmed M.H. Al-khazaleh

Department of Mathematics, Faculty of Science, Al al-Bayt University, Mafrq 25113, Jordan

Received: 18 Jun. 2016, Revised: 31 Jul. 2016, Accepted: 1 Aug. 2016

Published online: 1 Nov. 2016

Abstract: In this paper, a transmuted two-parameter Lindley distribution (TTLD) is suggested as a modification of the well known two-parameter Lindley distribution (TLD). The necessary mathematical properties including the moments, the moment generating function, hazard rate function, reliability function, and the order statistics for the TTLD are derived. Also, the maximum likelihood estimators for the TTLD parameters and the Renyi entropy are derived. A real data set is used for illustration. It is found that the TTLD is more better than the TLD and Lindley distribution (LD) to fit this set of real data.

Keywords: Two-parameter Lindley distribution, Transmuted two-parameter Lindley distribution, Transmutation map, Order statistics, Reliability, Renyi entropy, Quantile.

1 Introduction

Numerous lifetime data used in statistical analysis depends on a particular statistical distribution. Knowledge of suitable distribution of real data will extremely ameliorates the efficiency and the power of the statistical tests involved with it. Therefore, several distributions are suggested for modeling lifetime data. However, there are still many life time data that does not follow any distribution and hence there is a need to extend some new distributions. Here we suggested a new distribution for fitting lifetime data using one of the well known distribution function generation methods. The two-parameter Lindley distribution is defined by [1] for modeling waiting and survival times data.

Definition 1: A random variable X is said to have a TLD with parameters α and θ if its probability density function (pdf) is given by

$$f_{TLD}(x) = \frac{\theta^2}{\theta + \alpha} (1 + \alpha x) e^{-\theta x}, \quad x > 0, \theta > 0, \alpha > -\theta, \quad (1)$$

and the respective cumulative distribution (cdf) function is

$$F_{TLD}(x) = 1 - \frac{\theta + \alpha + \alpha \theta x}{\theta + \alpha} e^{-\theta x}, \quad x > 0, \theta > 0, \alpha > -\theta. \quad (2)$$

The r th moment of the two-parameter Lindley distribution random variable is

$$E(X_{TLD}^r) = \frac{\theta + \alpha + \alpha r}{\theta^r (\theta + \alpha)} \Gamma(r + 1), \quad r = 1, 2, \dots \quad (3)$$

Definition 2: A random variable X is said to have a LD with parameter θ if its pdf is given by

$$f_{LD}(x) = \frac{\theta^2}{\theta + 1} (1 + x) e^{-\theta x}, \quad x > 0, \theta > 0, \quad (4)$$

and the respective cdf is defined as

$$F_{LD}(x) = 1 - \frac{\theta + 1 + \theta x}{\theta + 1} e^{-\theta x}, \quad x > 0, \theta > 0. \quad (5)$$

* Corresponding author e-mail: alomari_amer@yahoo.com

It can be noted that the LD is a special case from the TLD when $\alpha = 1$. For more details about the two-parameter Lindley distribution see [1].

Definition 3: A random variable X is said to have transmuted distribution if its cdf is given by

$$F(x) = (1 + \lambda)G(x) - \lambda[G(x)]^2, \quad |\lambda| \leq 1, \quad (6)$$

with corresponding pdf is defined as

$$f(x) = g(x)[1 + \lambda - 2\lambda G(x)] \quad (7)$$

where $G(x)$ is the cdf of the base distribution, $f(x)$ and $g(x)$ are the corresponding probability density functions associated with the cdf's $F(x)$ and $G(x)$, respectively.

Observe that when $\lambda = 0$ the distribution of the base random variable can be obtained. An extensive information about the transmutation map method can be found in [2].

Many researchers deal with the generalization of some known distributions based on the transmutation map method. [3] suggested the transmuted Lomax distribution. [4] proposed transmuted Pareto distribution as a generalization of the Pareto distribution. [5] defined the transmuted Inverse Rayleigh distribution as a generalization of the Inverse Rayleigh distribution. [6] presented transmuted Kumaraswamy distribution. [7] proposed transmuted modified Weibull distribution. [8] defined transmuted generalized Lindley distribution. [9] introduced the transmuted extreme value distribution with an application to climate data. [10] proposed the transmuted generalized inverse Weibull distribution. [11] suggested transmuted Lindley distribution. [12] suggested the transmuted Generalized Gamma distribution. They investigated the mathematical properties and the maximum likelihood estimators of the unknown parameters in these distributions. [13] proposed transmuted Quasi Lindley distribution as a generalization of the Quasi Lindley distribution.

In the this paper, we presented the mathematical formulation of the TTLD and provided some possible applications. In Section 2 we demonstrated the transmuted two-parameter Lindley distribution. The statistical properties including the r th moment, the moment generating function, variance, skewness and kurtosis are discussed in Section 3. The distributions of order statistics are given in Section 4. The reliability analysis is given in Section 5. The random number generation and the maximum likelihood estimates are investigated in Section 6. The Rnyi entropy for the TTLD is defined in Section 7. The usefulness of the proposed TTLD is demonstrated by using real data set in Section 8. Finally, some conclusions are provided in Section 9.

2 The transmuted two-parameter Lindley distribution

Definition 4: A random variable X is said to have transmuted two-parameter Lindley distribution (TTLD) if its cumulative distribution function is

$$F_{TTLD}(x) = (1 + \lambda) \left[1 - \frac{(\alpha + \theta + \alpha\theta x)e^{-\theta x}}{\alpha + \theta} \right] - \lambda \left[1 - \frac{(\alpha + \theta + \alpha\theta x)e^{-\theta x}}{\alpha + \theta} \right]^2$$

$$= \frac{e^{-2\theta x} [(e^{\theta x} - 1)\theta + \alpha(e^{\theta x} - \theta x - 1)] [e^{\theta x}(\alpha + \theta) + (\alpha + \theta + \alpha\theta x)\lambda]}{(\alpha + \theta)^2}. \quad (8)$$

The pdf corresponding to (8) becomes

$$f_{TTLD}(x) = \frac{\theta^2}{\theta + \alpha} (1 + \alpha x) e^{-\theta x} \left[1 + \lambda - 2\lambda \left(1 - \frac{\theta + \alpha + \alpha\theta x}{\theta + \alpha} e^{-\theta x} \right) \right], \quad x > 0, \theta > 0, \alpha > -\theta. \quad (9)$$

It is clear that if $\lambda = 0$ and $\alpha = 1$ in (8) and (9), then respectively we will have the cdf and pdf of the Lindley distributed random variable .

3 Some mathematical properties of the TTLD

In this section, we presented the r th moment for the transmuted two-parameter Lindley distribution random variable. Also, the moment generating function, mean, variance, the coefficients of skewness, kurtosis, and variation are derived. The shapes of the pdf and cdf of the TTLD functions are discussed and some numerical results are obtained.

Theorem 1: The r th moment of the TTL distributed random variable can be expressed as

$$E(X^r) = \frac{1}{(\theta + \alpha)\theta^r} \left\{ \theta \left(1 - \lambda + \frac{\lambda}{2^r}\right) \Gamma(r + 1) + \alpha \left(1 - \lambda + \frac{\lambda(2\theta + \alpha)}{2^{r+1}(\theta + \alpha)}\right) \Gamma(r + 2) + \frac{\lambda\alpha^2}{2^{r+2}(\theta + \alpha)} \Gamma(r + 3) \right\}. \quad (10)$$

Proof:

$$\begin{aligned} E(X^r) &= \int_0^\infty x^r f(x) dx \\ &= \int_0^\infty x^r \frac{\theta^2}{\theta + \alpha} (1 + \alpha x) e^{-\theta x} \left[1 + \lambda - 2\lambda \left(1 - \frac{\theta + \alpha + \alpha\theta x}{\theta + \alpha} e^{-\theta x} \right) \right] dx \\ &= \frac{\theta^2}{\theta + \alpha} \int_0^\infty x^r \left[(1 - \lambda) e^{-\theta x} + x e^{-\theta x} + 2\lambda e^{-2\theta x} + 2\alpha\lambda \left(\frac{2\theta + \alpha}{\theta + \alpha} \right) x e^{-2\theta x} + \frac{2\lambda\theta\alpha^2}{\theta + \alpha} x^2 e^{-2\theta x} \right] dx \\ &= \frac{\theta^2}{\theta + \alpha} \left[\int_0^\infty (1 - \lambda) x^r e^{-\theta x} dx + \int_0^\infty (\alpha - \lambda\alpha) x^{r+1} e^{-\theta x} dx + 2\lambda \int_0^\infty x^r e^{-2\theta x} dx \right. \\ &\quad \left. + 2\alpha\lambda \int_0^\infty \frac{2\theta + \alpha}{\theta + \alpha} x^{r+1} e^{-2\theta x} dx + \int_0^\infty \frac{2\lambda\theta\alpha^2}{\theta + \alpha} x^{r+2} e^{-2\theta x} dx \right] \\ &= \theta^2 \left[\left(\frac{1 - \lambda}{(\theta + \alpha)\theta^{r+1}} + \frac{2\lambda\theta + 2\lambda\alpha}{(\theta + \alpha)^2(2\theta)^{r+1}} \right) \Gamma(r + 1) + \left(\frac{\alpha - \lambda\alpha}{(\theta + \alpha)\theta^{r+2}} + \frac{4\lambda\theta\alpha + 2\lambda\alpha^2}{(\theta + \alpha)^2(2\theta)^{r+2}} \right) \Gamma(r + 2) \right. \\ &\quad \left. + \frac{2\lambda\theta\alpha^2}{(\theta + \alpha)^2(2\theta)^{r+3}} \Gamma(r + 3) \right]. \end{aligned}$$

So,

$$E(X^r) = \frac{1}{(\theta + \alpha)\theta^r} \left\{ \theta \left(1 - \lambda + \frac{\lambda}{2^r}\right) \Gamma(r + 1) + \alpha \left(1 - \lambda + \frac{\lambda(2\theta + \alpha)}{2^{r+1}(\theta + \alpha)}\right) \Gamma(r + 2) + \frac{\lambda\alpha^2}{2^{r+2}(\theta + \alpha)} \Gamma(r + 3) \right\}.$$

Theorem 2: The moment generating function of the TTLD is defined as

$$M_X(t) = \frac{1}{(2\theta - t)(\theta + \alpha)} \left[\theta^2(1 - \lambda)(1 + \alpha) + \frac{2\lambda}{\theta + \alpha} \left(\theta + \alpha + 2\theta\alpha + \alpha^2 + \frac{2\theta\alpha^2}{2\theta - t} \right) \right]. \quad (11)$$

Proof:

$$\begin{aligned} M_X(t) &= \int_0^\infty e^{tx} f(x) dx \\ &= \int_0^\infty \frac{\theta^2 e^{tx}}{\theta + \alpha} \left[(1 - \lambda) e^{-\theta x} + \alpha(1 - \lambda) x e^{-\theta x} + 2\lambda e^{-2\theta x} + 2\lambda\alpha \left(\frac{2\theta + \alpha}{\theta + \alpha} \right) x e^{-2\theta x} + \frac{2\lambda\theta\alpha^2}{\theta + \alpha} x^2 e^{-2\theta x} \right] dx \\ &= \frac{\theta^2}{\theta + \alpha} \left[(1 - \lambda) \int_0^\infty e^{-(\theta-t)x} dx + \alpha \frac{1 - \lambda}{\theta + \alpha} \int_0^\infty x e^{-(\theta-t)x} dx + 2\lambda \int_0^\infty e^{-(2\theta-t)x} dx \right. \\ &\quad \left. + 2\alpha\lambda \frac{2\theta + \alpha}{\theta + \alpha} \int_0^\infty x e^{-(2\theta-t)x} dx + \frac{2\lambda\theta\alpha^2}{\theta + \alpha} \int_0^\infty x^2 e^{-(2\theta-t)x} dx \right] \\ &= \frac{\theta^2}{\theta + \alpha} \left[\frac{1 - \lambda}{\theta - t} + \frac{\alpha - \lambda\alpha}{\theta - t} \Gamma(2) + \frac{2\lambda\theta + 2\lambda\alpha}{(\theta + \alpha)(2\theta - t)} + \frac{4\lambda\theta\alpha + 2\lambda\alpha^2}{(\theta + \alpha)(2\theta - t)} \Gamma(2) + \frac{2\lambda\theta\alpha^2}{(\theta + \alpha)(2\theta - t)^2} \Gamma(3) \right] \\ &= \frac{1}{2\theta - t} \left[\frac{\theta^2(1 - \lambda)(1 + \alpha)}{\theta + \alpha} + \frac{2\lambda}{(\theta + \alpha)^2} \left(\theta + \alpha + 2\theta\alpha + \alpha^2 + \frac{2\theta\alpha^2}{2\theta - t} \right) \right] \\ &= \frac{1}{(2\theta - t)(\theta + \alpha)} \left[\theta^2(1 - \lambda)(1 + \alpha) + \frac{2\lambda}{\theta + \alpha} \left(\theta + \alpha + 2\theta\alpha + \alpha^2 + \frac{2\theta\alpha^2}{2\theta - t} \right) \right]. \end{aligned}$$

Therefore, from (10) we can find the following moments of the TTLD, where the first moment(mean) is

$$E(X) = \frac{\alpha^2(8-3\lambda) - 6\alpha\theta(\lambda-2) - 2\theta^2(\lambda-2)}{4\theta(\alpha+\theta)^2} \tag{12}$$

and the second moment is given by

$$E(X^2) = \frac{8(\alpha+\theta)(3\alpha+\theta) - 3\lambda(5\alpha^2+8\alpha\theta+2\theta^2)}{4\theta^2(\alpha+\theta)^2}. \tag{13}$$

Thus, using these relations the variance of transmuted two-parameter Lindley distribution can be written as

$$\begin{aligned} Var(X) &= E(X^2) - [E(X)]^2 \\ &= \frac{4(\alpha+\theta)^2 \left[\frac{8(\alpha+\theta)(3\alpha+\theta)}{-3(5\alpha^2+8\alpha\theta+2\theta^2)\lambda} \right] - \left[\frac{\alpha^2(8-3\lambda) - 6\alpha\theta(\lambda-2)}{-2\theta^2(\lambda-2)} \right]^2}{16\theta^2(\alpha+\theta)^4}. \end{aligned} \tag{14}$$

The third and fourth moments of the TTLD random variable are

$$E(X^3) = \frac{24(\alpha+\theta)(4\alpha+\theta) - 3(25\alpha^2+35\alpha\theta+7\theta^2)\lambda}{4\theta^3(\alpha+\theta)^2}, \tag{15}$$

and

$$E(X^4) = \frac{48(\alpha+\theta)(5\alpha+\theta) - 15(14\alpha^2+18\alpha\theta+3\theta^2)\lambda}{2\theta^4(\alpha+\theta)^2}. \tag{16}$$

Moreover, the coefficients of skewness, kurtosis, variation of a random variable X are defined as

$\delta_1 = \frac{E(X^3) - 3\mu\sigma^2 - \mu^3}{\sigma^3}$, $\delta_2 = \frac{E(X^4) - 4\mu E(X^3) + 6E(X^2)\sigma^2 + 3E(X^4)}{\sigma^8}$, and $\delta_3 = \frac{\sigma}{\mu}$, respectively where σ is the standard deviation of X .

For the TTLD random variable, respectively, they are defined as

$$\delta_1 = -2 \frac{\left\{ -64(\alpha+\theta)^3(2\alpha^3+6\alpha^2\theta+6\alpha\theta^2+\theta^3) + 24(\alpha+\theta)^2(\alpha^4+4\alpha^3\theta+7\alpha^2\theta^2+7\alpha\theta^3+\theta^4)\lambda \right\} + 6(\alpha+\theta)(3\alpha^2+6\alpha\theta+2\theta^2)(3\alpha^3+9\alpha^2\theta+10\alpha\theta^2+2\theta^3)\lambda^2 + (3\alpha^2+6\alpha\theta+2\theta^2)^3\lambda^3}{\left\{ -[\alpha^2(8-3\lambda) - 6\alpha\theta(-2+\lambda) - 2\theta^2(-2+\lambda)]^2 - 4(\alpha+\theta)^2[8(\alpha+\theta)(3\alpha+\theta) - 3(5\alpha^2+8\alpha\theta+2\theta^2)\lambda] \right\}^{3/2}}, \tag{17}$$

$$\delta_2 = -48\theta^4(\alpha+\theta)^8 \frac{R}{\left\{ \theta^4[-4+\lambda(2+\lambda)] + \alpha^4[-8+\lambda(3+2.25\lambda)] + \alpha\theta^3[-24+\lambda(12+6\lambda)] \right\}^4 + \left\{ \alpha^3\theta[-32+\lambda(12+9\lambda)] + \alpha^2\theta^2[-44+\lambda(19+12.\lambda)] \right\}^2}, \tag{18}$$

where

$$R = \theta^2 \left\{ \begin{aligned} &\theta^6[-48+\lambda(24+\lambda(16+\lambda(4+\lambda)))] \\ &+ \alpha^8[-128+\lambda(48+\lambda(48+\lambda(13.5+5.0625\lambda)))] \\ &+ \alpha\theta^5[-576+\lambda(288+\lambda(192+\lambda(48+12\lambda)))] \\ &+ \alpha^7\theta[-1024+\lambda(384+\lambda(384+\lambda(108+40.5\lambda)))] \\ &+ \alpha^2\theta^4[-2528+\lambda(1184+\lambda(876+\lambda(230+60\lambda)))] \\ &+ \alpha^6[-3520+\lambda(1344+\lambda(1310+\lambda(373.5+135\lambda)))] \\ &+ \alpha^3\theta^3[-5824+\lambda(2544+\lambda(2076+\lambda(576+162\lambda)))] \\ &+ \alpha^5\theta^1[-6784+\lambda(2672+\lambda(2496+\lambda(720+243\lambda)))] \\ &+ \alpha^4\theta^2[-7984+\lambda(3288+\lambda(2898+\lambda(831+256.5\lambda)))] \end{aligned} \right\},$$

and

$$\delta_3 = \sqrt{\frac{16(\alpha+\theta)^2(2\alpha^2+4\alpha\theta+\theta^2) - 4(\alpha+\theta)(3\alpha^3+9\alpha^2\theta+10\alpha\theta^2+2\theta^3)\lambda - (3\alpha^2+6\alpha\theta+2\theta^2)^2\lambda^2}{[6\alpha\theta(\lambda-2) + 2\theta^2(\lambda-2) + \alpha^2(3\lambda-8)]^2}}. \tag{19}$$

The following figures illustrate the possible shapes of the pdf and cdf of the TTLD by keeping $\alpha = 2, \theta = 1$ for various values of the parameter λ .

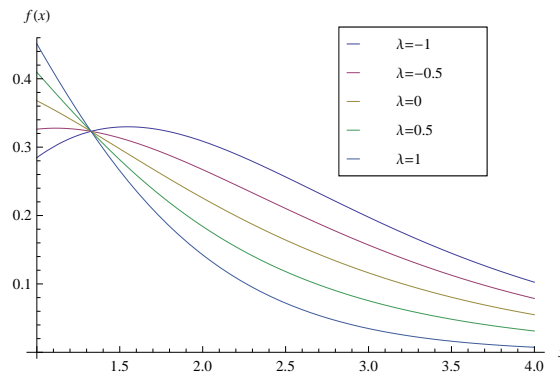


Fig. 1: The pdf of the TTLD with $\alpha = 2, \theta = 1$ and $\lambda = -1, -0.5, 0, 0.5, 1$.

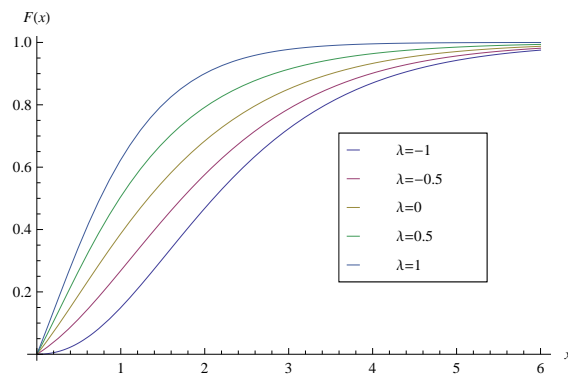


Fig. 2: The cdf of the TTLD with $\alpha = 2, \theta = 1$ and $\lambda = -1, -0.5, 0, 0.5, 1$.

The following table includes some values of the mean, variance, the coefficient of variation, coefficients of skewness, and kurtosis of the TTLD for different values of the distribution parameter λ when $\theta = 2, \alpha = 3$.

Table 1: Some values of the mean, variance, CV, δ_1 , δ_2 , and δ_3 , of the TTLD with $\theta = 2, \alpha = 3$ for $-1 \leq \lambda \leq 1$.

λ	Mean	Var	δ_1	δ_2	δ_3
1	0.4450	0.144480	1.50700	296.8320	0.854150
0.9	0.4805	0.187370	1.92766	272.1170	0.900580
0.8	0.5180	0.227744	2.03399	192.9220	0.942855
0.7	0.5515	0.265598	2.02700	137.0500	0.934473
0.6	0.5870	0.300931	1.97507	100.7270	0.934535
0.5	0.6225	0.333744	1.90547	76.8004	0.928041
0.4	0.6580	0.346036	1.83026	60.5726	0.916951
0.3	0.6935	0.391808	1.75509	49.2353	0.902589
0.2	0.7290	0.417059	1.68273	41.1054	0.885873
0.1	0.7645	0.439790	1.61458	35.1493	0.867451
0	0.8000	0.460000	1.55135	30.7139	0.847791
-0.1	0.8355	0.477690	1.49344	27.3749	0.827230
-0.2	0.8710	0.492859	1.44111	24.8505	0.806015
-0.3	0.9065	0.505508	1.39461	22.9499	0.784325
-0.4	0.9420	0.515636	1.35420	21.5428	0.762291
-0.5	0.9775	0.523244	1.32026	20.5400	0.740006
-0.6	1.0130	0.528331	1.29326	19.8823	0.717536
-0.7	1.0485	0.530898	1.27387	19.5322	0.694924
-0.8	1.0840	0.530944	1.26296	19.4706	0.672195
-0.9	1.1195	0.528470	1.26169	19.6939	0.649361
-1	1.1550	0.523475	1.27160	20.2139	0.626421

Based on Table 1, it can be noted that the mean and variance values are decreasing as λ values are decreasing, while they are increasing as the magnitude of λ is increasing. However, the values of δ_1 , δ_2 , and δ_3 are increasing as the magnitude of λ gets large. Also, the skewness values in Table (1) indicate that the two-parameter Lindley distribution is asymmetric distribution as shown in Figure 1.

4 Order statistics

The order statistics are crucial in numerous areas of training and statistical theory and they have many applications in life testing and reliability. Let $X_{(1)}, X_{(2)}, \dots, X_{(n)}$ be the order statistics of the random sample X_1, X_2, \dots, X_n selected from a pdf and cdf $f(x)$ and $F(x)$, respectively. The pdf of the j th order statistics $X_{(j)}$ is defined as

$$f_{(j)}(x) = \frac{n!}{(j-1)!(n-j)!} [F(x)]^{j-1} [1-F(x)]^{n-j} f(x),$$

for $j = 1, 2, \dots, n$. See [14]. From (8), (9), and $f_{(j)}(x)$, we have the pdf of the i th TTLD random variable $X_{(j)}$ as

$$\begin{aligned}
 f_{TTLD(j)}(x) &= \frac{n!e^{-2\theta x}(1+\alpha x)\theta^2}{(j-1)!(n-j)!(\alpha+\theta)^2} \left[2(\alpha+\theta+\alpha\theta x)\lambda - e^{\theta x}(\alpha+\theta)(\lambda-1) \right] \\
 &\times \left\{ 1 + 2\lambda + \frac{e^{-2\theta x}(\alpha+\theta+\alpha\theta x) [(\alpha+\theta+\alpha\theta x)\lambda - e^{\theta x}(\alpha+\theta)(1+3\lambda)]}{(\alpha+\theta)^2} \right\}^{n-i} \\
 &\times \left\{ \frac{e^{-2\theta x}(\alpha+\theta+\alpha\theta x) [-(\alpha+\theta+\alpha\theta x)\lambda + e^{\theta x}(\alpha+\theta)(1+3\lambda)]}{(\alpha+\theta)^2} - 2\lambda \right\}^{i-1}, \tag{20}
 \end{aligned}$$

for $x > 0, \theta > 0, \alpha > -\theta$. Therefore, from $f_{(j)}(x)$, the pdf of the smallest order statistics $X_{(1)} = \min \{X_1, X_2, \dots, X_n\}$ is

$$f_{TTLD(1)}(x) = \frac{n}{(\alpha + \theta)^2} e^{-2\theta x} (1 + \alpha x) \theta^2 \left[2(\alpha + \theta + \alpha \theta x) \lambda - e^{\theta x} (\alpha + \theta) (\lambda - 1) \right] \times \left\{ 1 + 2\lambda + \frac{e^{-2\theta x} (\alpha + \theta + \alpha \theta x) [(\alpha + \theta + \alpha \theta x) \lambda - e^{\theta x} (\alpha + \theta) (1 + 3\lambda)]}{(\alpha + \theta)^2} \right\}^{n-1}, \tag{21}$$

and the pdf of the largest order statistics $X_{(n)} = \max \{X_1, X_2, \dots, X_n\}$ has the form

$$f_{TTLD(n)}(x) = \frac{n}{(\alpha + \theta)^2} e^{-2\theta x} (1 + \alpha x) \theta^2 \left[2(\alpha + \theta + \alpha \theta x) \lambda - e^{\theta x} (\alpha + \theta) (\lambda - 1) \right] \times \left\{ \frac{e^{-2\theta x} (\alpha + \theta + \alpha \theta x) [-(\alpha + \theta + \alpha \theta x) \lambda + e^{\theta x} (\alpha + \theta) (1 + 3\lambda)]}{(\alpha + \theta)^2} - 2\lambda \right\}^{n-1}. \tag{22}$$

5 Reliability analysis

The reliability function $R(t)$ is the probability of an item not failing prior to a time t . The reliability function of the transmuted two-parameter Lindley distribution is given by

$$R_{TTLD}(t) = 1 - F_{TTLD}(t) = \frac{e^{-2t\theta} (\alpha + \theta + t\alpha\theta) [e^{t\theta} (\alpha + \theta) (1 + 3\lambda) - (\alpha + \theta + t\alpha\theta) \lambda]}{(\alpha + \theta)^2} - 2\lambda. \tag{23}$$

The hazard rate function of the transmuted two-parameter Lindley distribution is defined as

$$H_{TTLD}(t) = \frac{f_{TTLD}(t)}{1 - F_{TTLD}(t)} \tag{24}$$

$$= \frac{(1 + t\alpha) \theta^2 [2(\alpha + \theta + t\alpha\theta) \lambda - e^{t\theta} (\alpha + \theta) (\lambda - 1)]}{(\alpha + \theta + t\alpha\theta) [(\alpha + \theta + t\alpha\theta) \lambda - e^{t\theta} (\alpha + \theta) (\lambda - 1)]}, \tag{25}$$

where the hazard rate function is known as an instantaneous failure rate which is used in characterizing life phenomenon. Note that if $t = \lambda = 1$, then $H_{TTLD}(t) = \frac{2(1+\alpha)\theta^2}{\alpha+\theta+\alpha\theta}$. Figure (3) illustrates the shape of the hazard rate function of the TTLD when $\alpha = 1.5, \theta = 0.5$ for different values of λ .

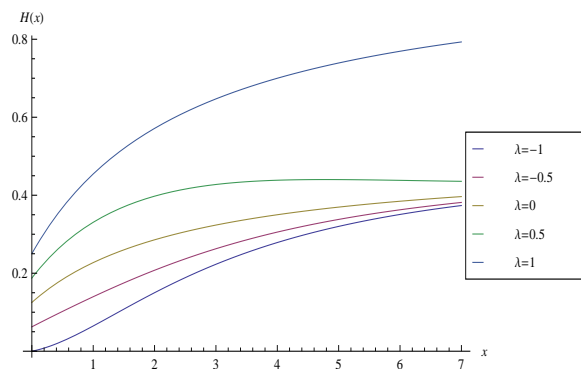


Fig. 3: The hazard function of the TTLD with $\alpha = 1.5, \theta = 0.5$ and $\lambda = -1, -0.5, 0, 0.5, 1$.

6 Random number generation and maximum likelihood estimation

Using the inversion method, we can generate random numbers from the transmuted two-parameter Lindley distribution by letting

$$\frac{e^{-2\theta x} [\theta (e^{\theta x} - 1) + \alpha (e^{\theta x} - \theta x - 1)] [e^{\theta x}(\alpha + \theta) + \lambda(\alpha + \theta + \alpha\theta x)]}{(\alpha + \theta)^2} = u, \quad (26)$$

where u is a uniformly distributed random variable, $U(0, 1)$. Solving (26) for x one can generate random numbers when α , θ , and λ are known.

Now, let X_1, X_2, \dots, X_n be a random sample of size n from the TTLD with parameters α , θ and λ , then the likelihood function is given by

$$\begin{aligned} L_{TTLD} &= \prod_{i=1}^n \left[\frac{\theta^2}{\theta + \alpha} (1 + \alpha x_i) e^{-\theta x_i} \right] \left[1 + \lambda - 2\lambda \left(1 - \frac{\theta + \alpha + \alpha\theta x_i}{\theta + \alpha} e^{-\theta x_i} \right) \right] \\ &= \left(\frac{\theta^2}{\theta + \alpha} \right)^n \prod_{i=1}^n (1 + \alpha x_i) e^{-\theta \sum_{i=1}^n x_i} \prod_{i=1}^n \left[1 + \lambda - 2\lambda \left(1 - \frac{\theta + \alpha + \alpha\theta x_i}{\theta + \alpha} e^{-\theta x_i} \right) \right]. \end{aligned} \quad (27)$$

Hence, the log likelihood function $\Psi = \log(L_{TTLD})$ will be

$$\begin{aligned} \Psi &= \log \left\{ \left(\frac{\theta^2}{\theta + \alpha} \right)^n \prod_{i=1}^n (1 + \alpha x_i) e^{-\theta \sum_{i=1}^n x_i} \prod_{i=1}^n \left[1 + \lambda - 2\lambda \left(1 - \frac{\theta + \alpha + \alpha\theta x_i}{\theta + \alpha} e^{-\theta x_i} \right) \right] \right\} \\ &= n \log \left(\frac{\theta^2}{\theta + \alpha} \right) + \sum_{i=1}^n \log(1 + \alpha x_i) - \theta \sum_{i=1}^n x_i + \sum_{i=1}^n \log \left[1 + \lambda - 2\lambda \left(1 - e^{-\theta x_i} - \frac{\alpha\theta x_i}{\theta + \alpha} e^{-\theta x_i} \right) \right]. \end{aligned} \quad (28)$$

Differentiating Equation (28) with respect to θ , α and λ results in

$$\frac{\partial \Psi}{\partial \theta} = \frac{2n}{\theta} - \frac{n\theta^2}{\theta + \alpha} - \sum_{i=1}^n x_i - \sum_{i=1}^n \frac{2\lambda \left(1 + \frac{\alpha\theta x_i - \alpha}{\theta + \alpha} - \frac{\alpha\theta}{(\theta + \alpha)^2} \right) x_i e^{-\theta x_i}}{1 - \lambda + 2\lambda e^{-\theta x_i} + 2\lambda \frac{\alpha\theta x_i}{\theta + \alpha} e^{-\theta x_i}}, \quad (29)$$

$$\frac{\partial \Psi}{\partial \alpha} = -\frac{n}{\theta + \alpha} + \sum_{i=1}^n \frac{x_i}{1 + \alpha x_i} + \sum_{i=1}^n \frac{2\lambda \left(\frac{\theta x_i}{\theta + \alpha} e^{-\theta x_i} - \frac{\alpha\theta x_i}{(\theta + \alpha)^2} e^{-\theta x_i} \right)}{1 + \lambda - 2\lambda \left(1 - e^{-\theta x_i} - \frac{\alpha\theta x_i}{\theta + \alpha} e^{-\theta x_i} \right)}, \quad (30)$$

$$\frac{\partial \Psi}{\partial \lambda} = \sum_{i=1}^n \frac{2e^{-\theta x_i} + 2\frac{\alpha\theta x_i}{\theta + \alpha} e^{-\theta x_i} - 1}{1 + \lambda - 2\lambda \left(1 - e^{-\theta x_i} - \frac{\alpha\theta x_i}{\theta + \alpha} e^{-\theta x_i} \right)}. \quad (31)$$

The maximum likelihood estimator $\hat{\alpha}, \hat{\theta}, \hat{\lambda}$ of α, θ, λ can be obtained by equating the above nonlinear system to zero and $\frac{\partial \Psi}{\partial \theta} = 0$, $\frac{\partial \Psi}{\partial \alpha} = 0$, $\frac{\partial \Psi}{\partial \lambda} = 0$ and solving these equations simultaneously.

7 Renyi entropy

The entropy of a random variable X is a measure of variation of the uncertainty. A large entropy value indicates greater uncertainty in the data. The Renyi entropy is defined as

$$I_R(p) = \frac{1}{1-p} \log \left(\int_0^{\infty} f(x)^p dx \right), \quad (32)$$

where $p > 0$ and $p \neq 0$. The Renyi entropy of the TTLD random variable X is given in the following theorem.

Theorem 4: The Renyi entropy of the TTLD random variable X is defined as

$$I_{TTLDR}(p) = \frac{1}{1-p} \log \left[\sum_{j=0}^p \sum_{i=0}^p \sum_{k=0}^i \binom{p}{j} \binom{p}{i} \binom{i}{k} \frac{(2\lambda)^i \alpha^{j+k} \theta^{2p-j-1}}{(1-\lambda)^{i-p} (\theta+\alpha)^{p+k} (p+i)^{j+k+1}} \Gamma(j+k+1) \right]. \quad (33)$$

Proof:

$$\begin{aligned} I_{TTLDR}(p) &= \frac{1}{1-p} \log \int_0^\infty \left\{ \left(\frac{\theta^2}{\theta+\alpha} (1+\alpha x) e^{-\theta x} \right) \left[(1+\lambda) - 2\lambda \left(1 - \frac{\theta+\alpha+\alpha\theta x}{\theta+\alpha} e^{-\theta x} \right) \right]^p dx \right. \\ &= \left. \frac{1}{1-p} \log \left\{ \left(\frac{\theta^2}{\theta+\alpha} \right)^p \int_0^\infty (1+\alpha x)^p e^{-p\theta x} (1-\lambda)^p \left[1 + \frac{2\lambda}{(1-\lambda)} \left(1 + \frac{\alpha\theta x}{\theta+\alpha} \right) e^{-\theta x} \right]^p dx \right\} \right. \end{aligned}$$

By using the Binomial theorem $(a+b)^n = \sum_{k=0}^n \binom{n}{k} a^{n-k} b^k$, we have $(1+\alpha x)^p = \sum_{j=0}^p \binom{p}{j} (\alpha x)^j$, and

$$\left[1 + \frac{2\lambda}{1-\lambda} \left(1 + \frac{\alpha\theta x}{\theta+\alpha} \right) e^{-\theta x} \right]^p = \sum_{i=0}^p \binom{p}{i} \left(\frac{2\lambda}{1-\lambda} \right)^i \left(1 + \frac{\alpha\theta x}{\theta+\alpha} \right)^i e^{-\theta i x}.$$

Therefore,

$$\begin{aligned} I_R(p) &= \frac{1}{1-p} \log \left\{ \left(\frac{\theta^2}{\theta+\alpha} \right)^p (1-\lambda)^p \int_0^\infty \left[\sum_{j=0}^p \binom{p}{j} (\alpha x)^j e^{-p\theta x} \right] \sum_{i=0}^p \binom{p}{i} \left(\frac{2\lambda}{1-\lambda} \right)^i \left(1 + \frac{\alpha\theta x}{\theta+\alpha} \right)^i (e^{-\theta x})^i dx \right\} \\ &= \frac{1}{1-p} \log \left\{ \left(\frac{\theta^2}{\theta+\alpha} \right)^p \sum_{j=0}^p \sum_{i=0}^p \left(\frac{2\lambda}{1-\lambda} \right)^i \binom{p}{j} \binom{p}{i} (1-\lambda)^p \alpha^j \int_0^\infty x^j e^{-p\theta x} \left(1 + \frac{\alpha\theta x}{\theta+\alpha} \right)^i (e^{-\theta x})^i dx \right\}, \end{aligned}$$

and

$$\left(1 + \frac{\alpha\theta x}{\theta+\alpha} \right)^i = \sum_{k=0}^i \binom{i}{k} \left(\frac{\alpha\theta x}{\theta+\alpha} \right)^k.$$

Then,

$$\begin{aligned} I_R(p) &= \frac{1}{1-p} \log \left\{ \left(\frac{\theta^2}{\theta+\alpha} \right)^p \sum_{j=0}^p \sum_{i=0}^p \left(\frac{2\lambda}{1-\lambda} \right)^i \binom{p}{j} \binom{p}{i} (1-\lambda)^p \alpha^j \int_0^\infty x^j e^{-p\theta x} \sum_{k=0}^i \binom{i}{k} \left(\frac{\alpha\theta x}{\theta+\alpha} \right)^k (e^{-\theta x})^i dx \right\} \\ &= \frac{1}{1-p} \log \left\{ \left(\frac{\theta^2}{\theta+\alpha} \right)^p \sum_{j=0}^p \sum_{i=0}^p \sum_{k=0}^i \frac{(2\lambda)^i}{(1-\lambda)^{i-p}} \binom{p}{j} \binom{p}{i} \binom{i}{k} \alpha^j \left(\frac{\alpha\theta}{\theta+\alpha} \right)^k \int_0^\infty x^{j+k} e^{-\theta x(p+i)} dx \right\}. \quad (34) \end{aligned}$$

Now, let $u = \theta(p+i)x$ and $x = \frac{u}{\theta(p+i)}$, then $du = \theta(p+i)dx$ and $dx = \frac{du}{\theta(p+i)}$, and when $x = 0, \infty$, then $u = 0, \infty$, respectively. Hence,

$$\int_0^\infty x^{j+k} e^{-\theta x(p+i)} dx = \frac{1}{[\theta(p+i)]^{j+k+1}} \int_0^\infty u^{j+k} e^{-u} du = \frac{1}{[\theta(p+i)]^{j+k+1}} \Gamma(j+k+1).$$

Thus,

$$I_{TTLDR}(p) = \frac{1}{1-p} \log \left\{ \sum_{j=0}^p \sum_{i=0}^p \sum_{k=0}^i \binom{p}{j} \binom{p}{i} \binom{i}{k} \frac{(2\lambda)^i \alpha^{j+k} \theta^{2p-j-1}}{(1-\lambda)^{i-p} (\theta+\alpha)^{p+k} (p+i)^{j+k+1}} \Gamma(j+k+1) \right\}.$$

8 An application

In this section, the usefulness of the TTL distribution is illustrated using the 72 exceedances for the years 1958-1984, rounded to one decimal place of flood peaks (in m3/s) of the Wheaton River (WR) near Carcross in Yukon Territory, Canada. The data is provided in Table 2 and its descriptive statistics are given in Table 3.

Table 2: 72 exceedances of Wheaton River flood data.

0.4	2.2	14.4	20.6	0.7	12	1.9	1.7	13	1.1	9.3	5.3
11.6	18.7	8.5	14.1	1.1	1.7	2.5	1.4	14.4	25.5	37.6	22.1
15	2.2	39	11	22.9	1.1	1.7	0.6	0.1	0.3	0.6	7.3
0.4	1.7	7	2.8	9.9	30	10.4	9	10.7	20.1	3.6	14.1
25.5	30.8	13.3	3.4	21.5	2.7	27.6	5.6	36.4	4.2	64	11.9
27.1	2.5	27.4	20.2	5.3	2.5	9.7	1.5	27.5	1	27	16.8

Table 3: Descriptive statistics of the WR data.

Mean	Variance	Median	Skewsens	Kurtisos
12.204	151.222	9.5	1.473	5.89

The skewness value of the WR data is 1.473 and hence the distribution skewed to the left. The better distribution corresponds to smaller values of the criterion, Cramr-von Mises criterion (W^*), Anderson-Darling criterion (A^*), Bayesian information criterion (BIC), consistent Akaike information criterion (CAIC), Akaike information criterion (AIC), the maximized log-likelihood (MLL), and Hannan-Quinn information criterion (HQIC), where

$$AIC = -2MLL + 2w, CAIC = -2MLL + \frac{2wn}{n - w - 1},$$

$$BIC = -2MLL + wLog(n), HQIC = 2Log \{Log(n)[w - 2MLL]\},$$

where w is the number of parameters and n is the sample size. The values of these statistics are obtained for the WR data using the Lindley distribution (LD), two-parameter Lindley distribution (TLD), and the transmuted two-parameter Lindley distribution (TTLD) and the results presented in Table 4.

Table 4: The statistics AIC, CAIC, dIC, HQIC, W^* , A^* , K-S, and -2MLL for the WR data

Model	AIC	CAIC	BIC	HQIC'	W^*	A^*	K-S	-2MLL
LD	724.9826	725.0397	727.2593	725.889	0.7449	3.769413	0.8894	361.4913
TLD	540.8397	541.0136	545.3931	542.6524	2.2134	10.0858	0.9184	268.4199
TTLD	508.9973	509.3502	515.8273	511.7163	0.1379	0.7854	0.1052	251.4986

The MLEs of the models LD, TLD, and TTLD parameters are obtained, and the respective standard deviation and confidence intervals (CI) are obtained using the WR data.

Table 5: The MLEs of the parameters, and standard deviation for the WR data.

Model	Parameter	MLE	Std. Dev.	Inf. 95% CI	Sup. 95% CI
LD	$\hat{\theta}_{LD}$	4.446613	0.293494	3.871375	5.0219
TLD	$\hat{\theta}_{TLD}$	6.219696	0.509369	5.221352	7.218
	$\hat{\alpha}_{TLD}$	93.470986	56.003077	-16.293	203.235
TTLD	$\hat{\theta}_{TTLD}$	0.296136	7.17526	-13.7671	14.3594
	$\hat{\alpha}_{TTLD}$	3.014284	81.047327	-155.8356	161.8641
	$\hat{\lambda}_{TTLD}$	0.901162	0.085557	0.7335	1.0689

The results in Tables 4 and 5 showed that the TTLD has the smallest values of the AIC, CAIC, BIC, HQIC, W^* , A^* , and K-S among all fitted distributions. therefore, the TTLD can be described as the best distribution for fitting the WR data.

9 Conclusions

Here a new distribution is suggested as a generalization of the two-parameter Lindley distribution, the so-called the transmuted two-parameter Lindley distribution. The reason for introducing the TTLD is to provide more flexibility distribution in modeling real data. Some statistical properties of the new distribution are derived such as the moments, the r th moment, the coefficient of skewness, kurtosis, variation and the distribution of order statistics. Also, the hazard rate and reliability functions, generation of random numbers, and the maximum likelihood estimation of the TTLD are defined as well as the Renyi entropy is proved. An application to real data set showed that the proposed distribution can be used effectively to better fit than the LD and TLD distributions.

Acknowledgement

The authors are grateful to the Editor and the anonymous referees for valuable comments and suggestions which greatly improved the quality of the paper.

References

- [1] R. Shanker, S. Sharma and R. Shanker. A two-parameter Lindley distribution for modeling waiting and survival times data. *Applied Mathematics*, **4**, 363-368 (2013).
- [2] W. Shaw and I. Buckley. The alchemy of probability distributions: beyond Gram-Charlier expansions, and a skew-kurtotic normal distribution from a rank transmutation map," *Research Report* (2007).
- [3] S.K. Ashour and M.A. Eltehiwy. Transmuted Lomax distribution. *American Journal of Applied Mathematics and Statistics*, **1(6)**, 121-127 (2013).
- [4] F. Merovci and L. Puka. Transmuted Pareto distribution. *ProbStat Forum*, **7**, 1-11 (2014).
- [5] A. Ahmad, S.P. Ahmad and A. Ahmad. Transmuted Inverse Rayleigh distribution: a generalization of the Inverse Rayleigh distribution. *Mathematical Theory and Modeling*, **4(7)**, 9-98 (2014).
- [6] M.S. Khan, R. King and I.L. Hudson. Transmuted Kumaraswamy distribution. *Statistics in Transition new series*, **17(2)**, 1-28 (2016).
- [7] M.S. Khan and R. King. Transmuted modified Weibull distribution: a generalization of the modified Weibull probability distribution. *European Journal of Pure and Applied Mathematics* (**6**)**1**, 66-88 (2013).
- [8] M. Elgarhy, M. Rashed and A.W. Shawki. Transmuted generalized Lindley distribution. *International Journal of Mathematics Trends and Technology*, **29(2)**, 145-154 (2016).
- [9] G.R. Aryal and C. Tsokos. On the transmuted extreme value distribution with application. *Nonlinear Analysis: Theory, Methods, and Applications*, **71(12)**, 1401-1407 (2009).
- [10] F. Merovci, I. Elbatal and A. Ahmed. The transmuted generalized inverse Weibull distribution. *Austrian Journal of Statistics*, **43(2)**, 119-131 (2014).
- [11] F. Merovci. Transmuted Lindley distribution. *International Journal of Open Problems in Computer Science and Mathematics*, **6(2)**, 63-72 (2013).
- [12] S.E.F. Lucena, A.H.I. Silva and G.M. Cordeiro. The transmuted Generalized Gamma distribution: properties and application. *Journal of Data Science*, **13**, 409-420 (2015).
- [13] I. Elbatal and M. Elgarhy. Transmuted Quasi Lindley distribution as a generalization of the Quasi Lindley distribution. *International Journal of Pure and Applied Sciences and Technology*, **18(2)**, 59-70 (2013).
- [14] H.A. David and H.N. Nagaraja. *Order Statistics*, Third Edition, John Wiley and sons, Inc., Hoboken, New Jersey (2003).
- [15] A. Rnyi. *On measures of entropy and information*. University of California Press, Berkeley, California, 547-561 (1961).



Moath Al-khazaleh obtained his B.Sc. in Mathematics from the Department of Mathematics at Al al-Bayt University, Jordan. Now, he is doing master in Statistics at the Department of Mathematics, Al al-Bayt University, Mafrq, Jordan.



Amer Ibrahim Al-Omari is Associate Professor of Statistics at the Department of Mathematics, Faculty of Science at Al al-Bayt University, Mafraq, Jordan. He received the Ph.D. degree in Statistics from the Faculty of Science and Technology, National University of Malaysia, Malaysia, since 2007. He was Director of the Quality Assurance and Planning Department at Al al-Bayt University from 2010 to 2012. Now, he is Vice Dean of Academic Research and his main research interests are: Ranked Set Sampling, Probability Distributions, Missing Data, and Acceptance Sampling.



Ahmad M. H. Al-Khazaleh received the M.Sc. degree in Mathematics from Al al-Bayt University at Jordan in 2006. He received the Ph.D. degree in Statistics from University Kebangsaan Malaysia in 2011. His research interests are: estimations, statistical modeling, applied statistics and probability distributions.